

Nur für Forschungszwecke

CD45RO Monoklonaler Antikörper

Katalog-Nr.:CL488-65150



Allgemeine Informationen

Katalog-Nr.: CL488-65150	GenBank-Zugangsnummer: BC014239	Reinigungsmethode: Affinitätsreinigung
Größe: 100tests , 5 µl/test	GeneID (NCBI): 5788	CloneNo.: UCHL1
Wirt: Maus	Vollständiger Name: protein tyrosine phosphatase, receptor type, C	Empfohlene Verdünnungen: IF 1:150-1:600
Isotyp: IgG2a, kappa		Anregungs-/Emissionsmaxima- Wellenlängen: 493 nm / 522 nm

Anwendungen

Geprüfte Anwendungen: FC, IF	Positivkontrollen: IF : humane mononukleäre Zellen aus peripherem Blut,
Getestete Reaktivität: Human	

Hintergrundinformationen

CD45, also known as protein tyrosine phosphatase, receptor type C, is a type I transmembrane protein expressed on the surface of all haematopoietic cells with the exception of erythrocytes and platelets (PMID: 3489673; 28615666). CD45 is a pan-haematopoietic cell marker and has been shown to be essential for T- and B-cell activation and signalling (PMID: 9429890; 16378097). CD45 exists as multiple isoforms due to alternative splicing of three exons (4, 5, and 6, designated A, B, and C) in the extracellular domain (PMID: 12414720). CD45RO is the shortest CD45 isoform (lacking all three exons) and is expressed by activated and memory T cells, thymocytes, some B cells, and weakly on granulocytes and macrophage (PMID: 27100180; 12414720).

Lagerung

Lagerungsbedingungen:
Store at 2-8°C. Avoid exposure to light. Stable for one year after shipment.
Lagerungspuffer:
PBS mit 0,1% Natriumazid und 0,5% BSA, pH 7,3.

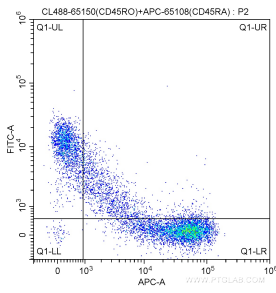
For technical support and original validation data for this product please contact:

T: 1 (888) 4PTGLAB (1-888-478-4522) (toll free
in USA), or 1(312) 455-8498 (outside USA)

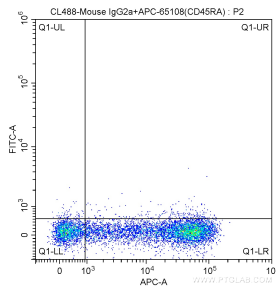
E: proteintech@ptglab.com
W: ptglab.com

This product is exclusively available under Proteintech Group brand and is not available to purchase from any other manufacturer.


Ausgewählte Validierungsdaten



1X10⁶ human peripheral blood lymphocytes were surface stained with APC Anti-Human CD45RA (APC-65108, Clone: HI100) and 5.00 ul CoraLite® Plus 488-conjugated Anti-Human CD45RO (CL488-65150, Clone: UCHL1). Cells were not fixed.



1X10⁶ human peripheral blood lymphocytes were surface stained with APC Anti-Human CD45RA (APC-65108, Clone: HI100) and CoraLite® Plus 488-conjugated Mouse IgG2a isotype control antibody. Cells were not fixed.



Immunofluorescent analysis of human peripheral blood mononuclear cells (PBMCs) using APC Anti-Human CD45RA (APC-65108, Clone: HI100) and CoraLite® Plus 488-conjugated Anti-Human CD45RO (CL488-65150, Clone: UCHL1) at dilution of 1:300.