

À des fins de recherche uniquement

Anticorps Polyclonal de lapin anti-BRD8



Numéro de catalogue: 10476-1-AP

2 Publications

Informations de base

Numéro de catalogue:
10476-1-AP

Taille:
150ul, Concentration: 500 µg/ml by Nanodrop and 320 µg/ml by Bradford method using BSA as the standard;

Hôte:
Lapin

Isotype:
IgG

Immunogen Catalog Number:
AG0790

Numéro d'acquisition GenBank:
BC008039

Identification du gène (NCBI):
10902

Nom complet:
bromodomain containing 8

MW calculé
120 kDa

MW observés:
120 kDa

Méthode de purification:
Purification par affinité contre l'antigène

Dilutions recommandées:
WB 1:500-1:1000
IP 0.5-4.0 ug for IP and 1:200-1:1000 for WB
IF 1:50-1:500

Applications

Applications testées:
IF, IP, WB, ELISA

Demandes citées:
WB

Spécificité de l'espèce:
Humain

Espèces citées:
Humain

Contrôles positifs:

WB : cellules HeLa, tissu cérébral humain

IP : cellules HeLa,

IF : cellules HeLa,

Informations générales

BRD8 is one of the bromodomain-containing proteins, which is an acetylated lysine-binding domain and thought to be involved in regulation of protein acetylation and/or HAT (histone acetyl transferase) activity [PMID: 12963728]. It is also reported to be an accessory subunit of NuA4 HAT complex (also known as TRRAP/TIP60 complex) through biochemical purification [PMID: 16049979]. In addition, it can bind to thyroid hormone receptor-β and/or retinoid X receptor, and can act as a coactivator of the nuclear hormone receptor-mediated transcription in reporter assays [PMID: 10517671].

Publications notables

Autrice	Pubmed ID	Journal	Application
Arnaud Obri	24463511	Nature	WB
Zhaoxiang Yu	32860757	Arch Biochem Biophys	WB

Stockage

Stockage:
Stocker à -20°C. Stable pendant un an après l'expédition.

Tampon de stockage:
PBS avec azoture de sodium à 0,02 % et glycérol à 50 % pH 7,3
L'aliquotage n'est pas nécessaire pour le stockage à -20C

*** Les 20ul contiennent 0,1% de BSA.


For technical support and original validation data for this product please contact:

T: 1 (888) 4PTGLAB (1-888-478-4522) (toll free in USA), or 1(312) 455-8498 (outside USA)

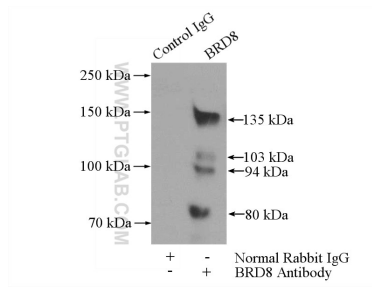
E: proteintech@ptglab.com
W: ptglab.com

This product is exclusively available under Proteintech Group brand and is not available to purchase from any other manufacturer.

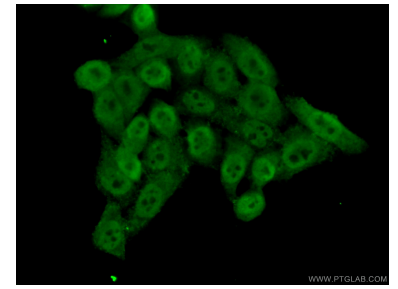
Données de validation sélectionnées



HeLa cells were subjected to SDS PAGE followed by western blot with 10476-1-AP (BRD8 antibody) at dilution of 1:500 incubated at room temperature for 1.5 hours.



IP Result of anti-BRD8 (IP:10476-1-AP, 4ug; Detection:10476-1-AP 1:300) with HeLa cells lysate 1200ug.



Immunofluorescent analysis of (10% Formaldehyde) fixed HeLa cells using 10476-1-AP (BRD8 antibody) at dilution of 1:50 and Alexa Fluor 488-conjugated AffiniPure Goat Anti-Rabbit IgG(H+L).