

À des fins de recherche uniquement

Anticorps Polyclonal de lapin anti-RASGRP3



Numéro de catalogue: 13162-1-AP

Phare

6 Publications

Informations de base

Numéro de catalogue:

13162-1-AP

Taille:

150ul, Concentration: 400 µg/ml by Nanodrop;

Hôte:

Lapin

Isotype:

IgG

Immunogen Catalog Number:

AG3810

Numéro d'acquisition GenBank:

BC027849

Identification du gène (NCBI):

25780

Nom complet:

RAS guanyl releasing protein 3 (calcium and DAG-regulated)

MW calculé

690 aa, 78 kDa

MW observés:

70 kDa

Méthode de purification:

Purification par affinité contre l'antigène

Dilutions recommandées:

WB 1:1000-1:6000

IP 0.5-4.0 ug for IP and 1:500-1:1000 for WB

Applications

Applications testées:

IP, WB, ELISA

Demandes citées:

FC, IHC, WB

Spécificité de l'espèce:

Humain

Espèces citées:

Humain

Contrôles positifs:

WB : cellules RAW 264.7, cellules PC-3, cellules Raji, cellules Ramos

IP : cellules RAW 264.7,

Informations générales

AS guanyl releasing protein 3 (RasGRP3) is a member of the RasGRP family and is able to promote guanine nucleotide exchange of Ha-Ras, R-Ras and Rap1 (PMID: 9582122). RasGRP3 is involved in a diverse range of important biological processes. RasGRP3 has emerged as an important mediator of signaling downstream from receptor coupled phosphoinositide turnover in B and T cells. Overexpression of RasGRP3 is commonly associated with many malignancies, such as pre-B-cell leukemia, Burkitt's lymphoma and natural killer-like T-cell leukemia. Recently, it has been reported that upregulation of RASGRP3 expression in prostate cancer correlates with aggressive capabilities and predicts biochemical recurrence after radical prostatectomy (PMID: 24418912).

Publications notables

Autrice	Pubmed ID	Journal	Application
Jianlu Song	30323976	Am J Cancer Res	WB,IHC
X Zeng	24418912	Prostate Cancer Prostatic Dis	WB,IHC
Wangwang Qiu	28864115	Gene	WB,IHC

Stockage

Stockage:

Stocker à -20°C. Stable pendant un an après l'expédition.

Tampon de stockage:

PBS avec azoture de sodium à 0,02 % et glycérol à 50 % pH 7,3

L'aliquotage n'est pas nécessaire pour le stockage à -20C

*** Les 20ul contiennent 0,1% de BSA.

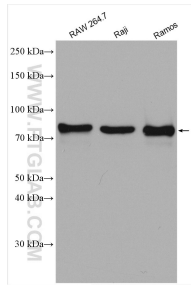
For technical support and original validation data for this product please contact:

T: 1 (888) 4PTGLAB (1-888-478-4522) (toll free in USA), or 1(312) 455-8498 (outside USA)

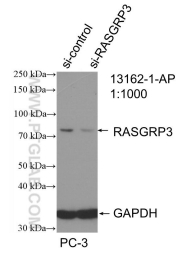
E: proteintech@ptglab.com
W: ptglab.com

This product is exclusively available under Proteintech Group brand and is not available to purchase from any other manufacturer.

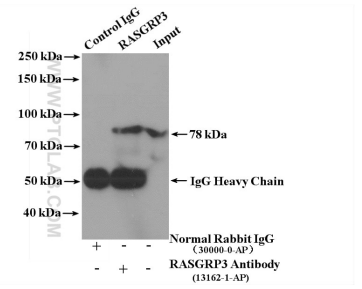
Données de validation sélectionnées



Various lysates were subjected to SDS PAGE followed by western blot with 13162-1-AP (RASGRP3 antibody) at dilution of 1:3000 incubated at room temperature for 1.5 hours.



WB result of RASGRP3 antibody (13162-1-AP; 1:1000; incubated at room temperature for 1.5 hours) with sh-Control and sh-RASGRP3 transfected PC-3 cells.



IP result of anti-RASGRP3 (IP:13162-1-AP, 4ug; Detection:13162-1-AP 1:500) with RAW 264.7 cells lysate 3200 ug.