

À des fins de recherche uniquement

# Anticorps Polyclonal de lapin anti-FADS3



Numéro de catalogue: 15205-1-AP

## Informations de base

Numéro de catalogue:  
15205-1-AP

Taille:  
150ul, Concentration: 650 µg/ml by  
Nanodrop;

Hôte:  
Lapin

Isotype:  
IgG

Immunogen Catalog Number:  
AG7355

Numéro d'acquisition GenBank:  
BC004901

Identification du gène (NCBI):  
3995

Nom complet:  
fatty acid desaturase 3

MW calculé  
51 kDa

MW observés:  
41-51 kDa

Méthode de purification:  
Purification par affinité contre  
l'antigène

Dilutions recommandées:  
WB 1:500-1:3000  
IP 0.5-4.0 ug for IP and 1:500-1:1000  
for WB

## Applications

Applications testées:  
IP, WB, ELISA

Spécificité de l'espèce:  
Humain, rat, souris

Contrôles positifs:

WB : tissu cérébral de souris, cellules L02, tissu de muscle squelettique de rat, tissu de muscle squelettique de souris, tissu hépatique de souris, tissu rénal de souris

IP : cellules L02,

## Informations générales

FADS3, also named as CYB5RP, belongs to fatty acid desaturase (FADS) gene family. Desaturase enzymes regulate unsaturation of fatty acids through the introduction of double bonds between defined carbons of the fatty acyl chain. FADS family members are considered fusion products composed of an N-terminal cytochrome b5-like domain and a C-terminal multiple membrane-spanning desaturase protein, both of which are characterized by conserved histidine motifs. FADS3 can be detected as 40 kDa-51 kDa.

## Stockage

Stockage:

Stocker à -20°C. Stable pendant un an après l'expédition.

Tampon de stockage:

PBS avec azote de sodium à 0,02 % et glycérol à 50 % pH 7,3

L'aliquotage n'est pas nécessaire pour le stockage à -20C

\*\*\* Les 20ul contiennent 0,1% de BSA.

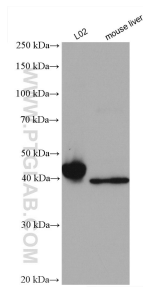
For technical support and original validation data for this product please contact:

T: 1 (888) 4PTGLAB (1-888-478-4522) (toll free  
in USA), or 1(312) 455-8498 (outside USA)

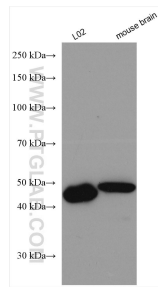
E: [proteintech@ptglab.com](mailto:proteintech@ptglab.com)  
W: [ptglab.com](http://ptglab.com)

This product is exclusively available under Proteintech Group brand and is not available to purchase from any other manufacturer.

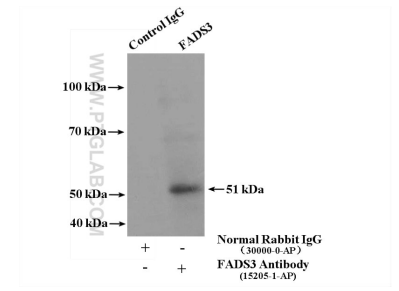
## Données de validation sélectionnées



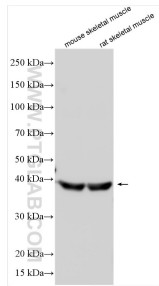
Various lysates were subjected to SDS PAGE followed by western blot with 15205-1-AP (FADS3 antibody) at dilution of 1:2500 incubated at room temperature for 1.5 hours.



Various lysates were subjected to SDS PAGE followed by western blot with 15205-1-AP (FADS3 antibody) at dilution of 1:1500 incubated at room temperature for 1.5 hours.



IP result of anti-FADS3 (IP:15205-1-AP, 4ug; Detection:15205-1-AP 1:500) with LO2 cells lysate 3000 ug.



Various lysates were subjected to SDS PAGE followed by western blot with 15205-1-AP (FADS3 antibody) at dilution of 1:5000 incubated at room temperature for 1.5 hours.