

À des fins de recherche uniquement

Anticorps Polyclonal de lapin anti-DDX46



Numéro de catalogue: 16927-1-AP

4 Publications

Informations de base

Numéro de catalogue:
16927-1-AP

Taille:
150ul, Concentration: 350 µg/ml by Nanodrop and 167 µg/ml by Bradford method using BSA as the standard;

Hôte:
Lapin

Isotype:
IgG

Immunogen Catalog Number:
AG10342

Numéro d'acquisition GenBank:
BC012304

Identification du gène (NCBI):
9879
Nom complet:
DEAD (Asp-Glu-Ala-Asp) box polypeptide 46

MW calculé:
1031 aa, 117 kDa

MW observés:
120-125 kDa

Méthode de purification:
Purification par affinité contre l'antigène

Dilutions recommandées:
WB 1:500-1:3000
IP 0.5-4.0 ug for IP and 1:500-1:2000 for WB
IF 1:10-1:100

Applications

Applications testées:
IF, IP, WB, ELISA

Demandes citées:
IF, WB

Spécificité de l'espèce:
Humain, rat, souris

Espèces citées:
Humain

Contrôles positifs:

WB : cellules HEK-293, cellules HeLa, cellules NIH/3T3

IP : cellules NIH/3T3,

IF : cellules HepG2,

Informations générales

DDX46, also named as KIAA0801, is a 1031 amino acid protein, which belongs to the DEAD box helicase family. DDX46 has been shown to be required at the early step of pre-spliceosome assembly. It uses the energy released by the hydrolysis of ATP to rearrange local RNA-RNA or protein-RNA interactions. The nuclear DDX46 acted as a negative regulator of the antiviral innate response by recruiting the m6A'eraser' ALKBH5 to induce retention of antiviral innate mRNA in the nucleus.

Publications notables

Autrice	Pubmed ID	Journal	Application
Liang Wei Wang	31518366	PLoS Pathog	WB
Andrea Pawellek	28884683	Elife	IF
Stephanie Pei Tung Yiu	35263599	Cell Rep	WB

Stockage

Stockage:

Stocker à -20°C. Stable pendant un an après l'expédition.

Tampon de stockage:

PBS avec azoture de sodium à 0,02 % et glycérol à 50 % pH 7,3

L'aliquotage n'est pas nécessaire pour le stockage à -20C

*** Les 20ul contiennent 0,1% de BSA.


For technical support and original validation data for this product please contact:

T: 1 (888) 4PTGLAB (1-888-478-4522) (toll free in USA), or 1(312) 455-8498 (outside USA)

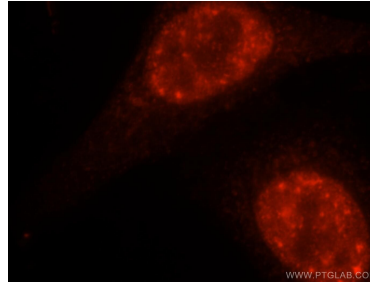
E: proteintech@ptglab.com
W: ptglab.com

This product is exclusively available under Proteintech Group brand and is not available to purchase from any other manufacturer.

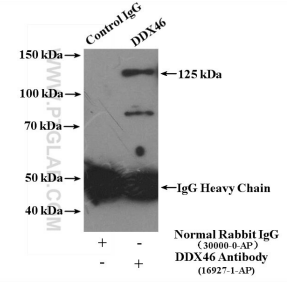
Données de validation sélectionnées



HEK-293 cells were subjected to SDS PAGE followed by western blot with 16927-1-AP (DDX46 antibody) at dilution of 1:500 incubated at room temperature for 1.5 hours.



Immunofluorescent analysis of HepG2 cells, using DDX46 antibody 16927-1-AP at 1:25 dilution and Rhodamine-labeled goat anti-rabbit IgG (red).



IP Result of anti-DDX46 (IP:16927-1-AP, 4ug; Detection:16927-1-AP 1:1000) with NIH/3T3 cells lysate 2000ug.