

À des fins de recherche uniquement

Anticorps Monoclonal anti-CD151

Numéro de catalogue: 66567-1-Ig

Phare

2 Publications



Informations de base

Numéro de catalogue: 66567-1-Ig	Numéro d'acquisition GenBank: BC001374	Méthode de purification: Purification par protéine A
Taille: 150ul , Concentration: 1000 µg/ml by Bradford method using BSA as the standard;	Identification du gène (NCBI): 977	CloneNo.: 2A8G8
Hôte: Mouse	Nom complet: CD151 molecule (Raph blood group)	Dilutions recommandées: WB 1:2000-1:10000 IHC 1:200-1:800
Isotype: IgG2b	MW calculé 28 kDa	
Immunogen Catalog Number: AG25985	MW observés: 28 kDa	

Applications

Applications testées: IHC, WB, ELISA	Contrôles positifs: WB : tissu placentaire humain, IHC : tissu d'amygdalite humain,
Demandes citées: IF, WB	
Spécificité de l'espèce: Humain	
Espèces citées: Humain	
Remarque-IHC: il est suggéré de démasquer l'antigène avec un tampon de TE buffer pH 9,0; (*) A défaut, 'le démasquage de l'antigène peut être 'effectué avec un tampon citrate pH 6,0.	

Informations générales

CD151 (also known as TSPAN24) is a membrane protein of the tetraspanin superfamily, which are characterized by the presence of four conserved transmembrane regions. Many of these members are involved in the regulation of cell development, activation, growth and motility. CD151 is broadly expressed by a variety of cell types. It is involved in cellular processes including cell adhesion and may regulate integrin trafficking and/or function. CD151 enhances cell motility, invasion and metastasis of cancer cells.

Publications notables

Autrice	Pubmed ID	Journal	Application
Anders Karlsen	35198892	iScience	IF
Zhiyin Wang	33450381	Free Radic Biol Med	WB,IF

Stockage

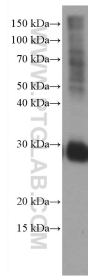
Stockage:
Stocker à -20°C. Stable pendant un an après l'expédition.
Tampon de stockage:
PBS avec azoture de sodium à 0,02 % et glycérol à 50 % pH 7,3
L'aliquotage n'est pas nécessaire pour le stockage à -20C

*** Les 20ul contiennent 0,1% de BSA.

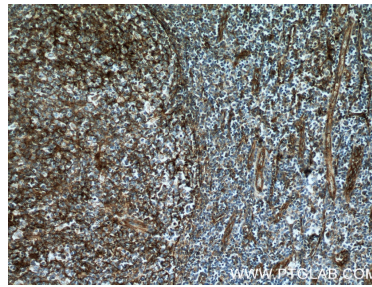
For technical support and original validation data for this product please contact:
T: 1 (888) 4PTGLAB (1-888-478-4522) (toll free in USA), or 1(312) 455-8498 (outside USA)
E: proteintech@ptglab.com
W: ptglab.com

This product is exclusively available under Proteintech Group brand and is not available to purchase from any other manufacturer.

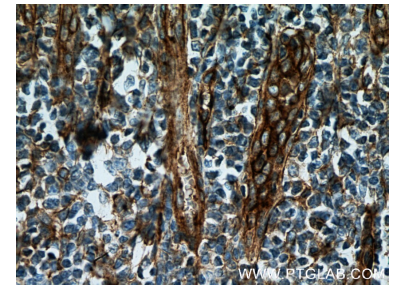
Données de validation sélectionnées



human placenta tissue were subjected to SDS PAGE followed by western blot with 66567-1-Ig (CD151 antibody) at dilution of 1:10000 incubated at room temperature for 1.5 hours.



Immunohistochemical analysis of paraffin-embedded human tonsillitis tissue slide using 66567-1-Ig (CD151 antibody) at dilution of 1:400 (under 10x lens. Heat mediated antigen retrieval with Tris-EDTA buffer (pH 9.0).



Immunohistochemical analysis of paraffin-embedded human tonsillitis tissue slide using 66567-1-Ig (CD151 antibody) at dilution of 1:400 (under 40x lens. Heat mediated antigen retrieval with Tris-EDTA buffer (pH 9.0).