

À des fins de recherche uniquement

# Anticorps Monoclonal anti-NeutraKine® IL-6



Numéro de catalogue: 69001-1-Ig **7 Publications**

## Informations de base

Numéro de catalogue:

69001-1-Ig

Taille:

100ug

Hôte:

Mouse

Isotype:

IgG1

Immunogen Catalog Number:

HZ-1019

Numéro d'acquisition GenBank:

Identification du gène (NCBI):

3569

Nom complet:

interleukin 6 (interferon, beta 2)

Méthode de purification:

Purification par protéine G

CloneNo.:

4G3E6

Dilutions recommandées:

IHC 1:50-1:500

## Applications

Applications testées:

FC, IHC, Neutralization, ELISA

Demandes citées:

ELISA, Neutralization, WB

Spécificité de l'espèce:

Humain

Espèces citées:

Humain

Contrôles positifs:

IHC : tissu d'amygdalite humain,

**Remarque-IHC: il est suggéré de démasquer l'antigène avec un tampon de TE buffer pH 9,0; (\*) À défaut, le démasquage de l'antigène peut être effectué avec un tampon citrate pH 6,0.**

## Informations générales

Interleukin-6 (IL-6) is an interleukin that acts as both a pro-inflammatory and anti-inflammatory cytokine. IL-6 protein is secreted by a variety of cell types including T cells and macrophages as phosphorylated and variably glycosylated molecule. IL-6 plays an essential role in the final differentiation of B-cells into Ig-secreting cells involved in lymphocyte and monocyte differentiation. It induces myeloma and plasmacytoma growth and induces nerve cells differentiation. Acts on B-cells, T-cells, hepatocytes, hematopoietic progenitor cells and cells of the CNS. IL-6 is also considered a myokine, a cytokine produced from muscle, and is elevated in response to muscle contraction. IL-6 has been shown to interact with interleukin-6 receptor and glycoprotein 130. Additionally, IL-6 is involved in hematopoiesis, bone metabolism, and cancer progression, and has been defined an essential role in directing transition from innate to acquired immunity.

This antibody can be used to neutralize the bioactivity of IL-6.

## Publications notables

Autrice	Pubmed ID	Journal	Application
Yao Zhang	36356714	Free Radic Biol Med	ELISA
Yuan-Yuan Wei	35687911	Biomed Pharmacother	Neutralization
Wentao Liu	35342353	Int J Biol Sci	Neutralization

## Stockage

Stockage:

Les anticorps lyophilisés sont stables pendant 1 an à compter de la date de réception s'ils sont stockés à une température comprise entre -20 °C et -80 °C. Après reconstitution, nous recommandons que la solution soit stockée à (4 °C) pour une courte durée ou à une température comprise entre (-20 °C) et (-80 °C) pour une longue durée. Il convient d'éviter les cycles répétés de congélation-décongélation avec les produits reconstitués.

Tampon de stockage:

PBS stérile.

L'aliquotage n'est pas nécessaire pour le stockage à -20C

**\*\*\* Les 20ul contiennent 0,1% de BSA.**

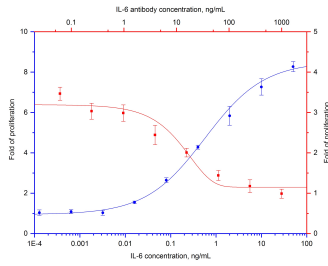
For technical support and original validation data for this product please contact:

T: 1 (888) 4PTGLAB (1-888-478-4522) (toll free in USA), or 1(312) 455-8498 (outside USA)

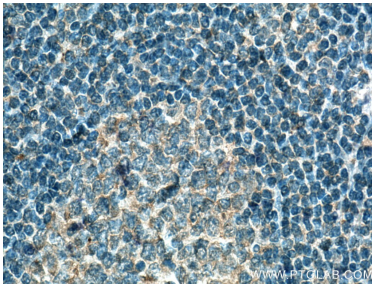
E: proteintech@ptglab.com  
W: ptglab.com

**This product is exclusively available under Proteintech Group brand and is not available to purchase from any other manufacturer.**

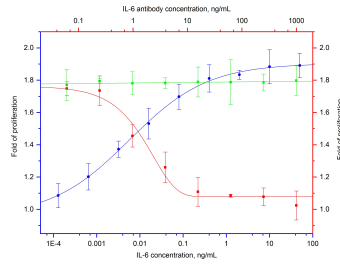
## Données de validation sélectionnées



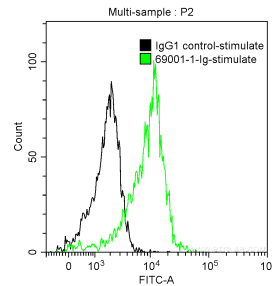
Recombinant human IL-6 (Cat.NO. HZ-1019) stimulates proliferation of hybridoma (Proteintech mouse anti-GST clone 3G12B10) in a dose-dependent manner (blue curve, refer to bottom X-left Y axis). The activity of human IL-6 (1 ng/mL HZ-1019) is neutralized by mouse anti-human IL-6 monoclonal antibody 69001-1-Ig at serial dose (red curve, refer to top X-right Y axis). The ND50 is typically 10-30 ng/mL.



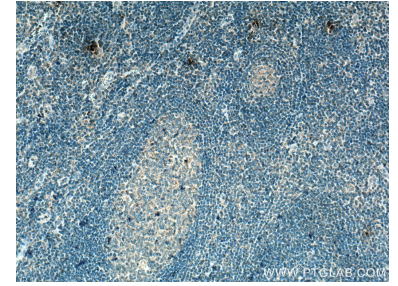
Immunohistochemical analysis of paraffin-embedded human tonsillitis tissue slide using 69001-1-Ig (NeutraKine® IL-6 antibody) at dilution of 1:200 (under 40x lens). Heat mediated antigen retrieval with Tris-EDTA buffer (pH 9.0).



Recombinant human IL-6 (Cat.NO. HZ-1019) stimulates proliferation of hybridoma (Proteintech mouse anti-GST clone 3G12B10) in a dose-dependent manner (blue curve, refer to bottom X-left Y axis). The activity of human IL-6 (1 ng/mL HZ-1019) is neutralized by mouse anti-human IL-6 monoclonal antibody 69001-1-Ig at serial dose (red curve, refer to top X-right Y axis). The ND50 is typically 3-15 ng/mL. The NeutraControl mouse anti-human IL-6 monoclonal antibody 69501-1-Ig could



1X10<sup>6</sup> HT-1080 cells treated with human IL17F (HZ-1116) for 24 hours in the presence of protein transport inhibitor were treated with fixation and permeabilization reagents and intracellularly stained with 0.5 ug Anti-Human NeutraKine® IL-6 (69001-1-Ig, Clone:4G3E6) and CoraLite® 488-Conjugated AffiniPure Goat Anti-Mouse IgG(H+L) at dilution 1:1000 (green), and 0.5 ug Control Antibody.



Immunohistochemical analysis of paraffin-embedded human tonsillitis tissue slide using 69001-1-Ig (NeutraKine® IL-6 antibody) at dilution of 1:200 (under 10x lens). Heat mediated antigen retrieval with Tris-EDTA buffer (pH 9.0).