

À des fins de recherche uniquement

Anticorps Monoclonal anti-NeutraKine® IL-23 p40



Numéro de catalogue: 69006-1-Ig

Informations de base

| | | |
|--------------------------------------|---|---|
| Numéro de catalogue: 69006-1-Ig | Numéro d'acquisition GenBank: BC067498 | Méthode de purification: Purification par protéine G |
| Taille: 100ug | Identification du gène (NCBI): 51561,3593 | CloneNo.: 2A9H6 |
| Hôte: Mouse | Nom complet: interleukin 12B (natural killer cell stimulatory factor 2, cytotoxic lymphocyte maturation factor 2, p40) | |
| Isotype: IgG1 | MW calculé 328 aa, 37 kDa | |
| Immunogen Catalog Number: HZ-1254 | | |

Applications

Applications testées:
Neutralization, ELISA

Spécificité de l'espèce:
Humain

Informations générales

Interleukin 23 (IL-23) is a member of the IL12 cytokine family and composed of two subunits, IL12p40 and IL23p19. It is produced by antigen presenting cells and has been shown to promote the production and survival of a distinct lineage of T-cells called TH17 cells. A functional receptor for IL-23 (the IL-23 receptor) has been identified and is composed of IL-12Rβ1 and IL-23R. IL-23 is expressed chiefly by the macrophages and DCs. The IL-23R is found on memory T cells, NKT cells, macrophages, DCs, and naive T cells upon activation by TGF-β and IL-6. The main biological effects of IL-23 identified initially are stimulation of antigen presentation by DCs, T cell differentiation to Th17 cells, and production of interferon-γ (IFN-γ). IL-23 acts also as an end-stage effector cytokine through direct action on macrophages (PMID: 16393998;15657292;12023369;12610626).

This antibody can be used to neutralize the bioactivity of IL23 p40.

Stockage

Stockage:
Les anticorps lyophilisés sont stables pendant 1 an à compter de la date de réception s'ils sont stockés à une température comprise entre -20 °C et -80 °C. Après reconstitution, nous recommandons que la solution soit stockée à (4 °C) pour une courte durée ou à une température comprise entre (-20 °C) et (-80 °C) pour une longue durée. Il convient d'éviter les cycles répétés de congélation-décongélation avec les produits reconstitués.

Tampon de stockage:
PBS stérile.

L'aliquotage n'est pas nécessaire pour le stockage à -20C

*** Les 20ul contiennent 0,1% de BSA.

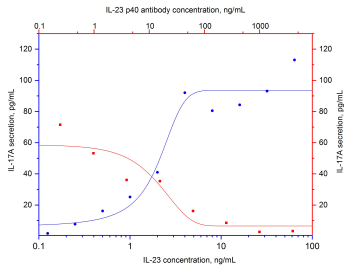
For technical support and original validation data for this product please contact:

T: 1 (888) 4PTGLAB (1-888-478-4522) (toll free in USA), or 1(312) 455-8498 (outside USA)

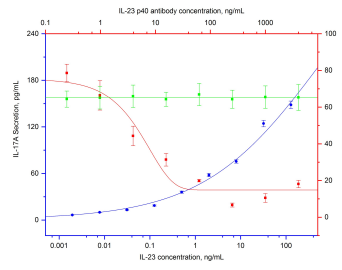
E: proteintech@ptglab.com
W: ptglab.com

This product is exclusively available under Proteintech Group brand and is not available to purchase from any other manufacturer.

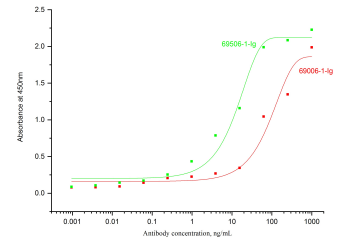
Données de validation sélectionnées



Recombinant human IL-23 (Cat.NO. HZ-1254) induces in vitro cultured mouse splenocytes to secrete IL-17A in a dose-dependent manner (blue curve, refer to bottom X-left Y). The activity of human IL-23 (4 ng/mL HZ-1254) is neutralized by mouse anti-human IL-23 p40 monoclonal antibody 69006-1-Ig at serial dose (red curve, refer to top X-right Y). The ND50 is typically 8-30 ng/mL.



Recombinant human IL-23 (Cat.NO. HZ-1254) induces in vitro cultured mouse splenocytes to secrete IL-17A in a dose-dependent manner (blue curve, refer to bottom X-left Y axis). The activity of human IL-23 (4 ng/mL HZ-1254) is neutralized by mouse anti-human IL-23 p40 monoclonal antibody 69006-1-Ig at serial dose (red curve, refer to top X-right Y). The ND50 is typically 8-30 ng/mL. The NeutraControl mouse anti-human IL-23 p40 monoclonal antibody 69506-1-Ig could



Indirect ELISA was carried out by coating recombinant Human IL-23 (Cat.NO. HZ-1254) at 70 ng/well followed by blocking and adding serial diluted IL-23 antibody 69006-1-Ig and 69506-1-Ig respectively. Signal was developed with TMB and stopped by H2SO4. Signal strength was measured by absorbance at 450 nm.