

À des fins de recherche uniquement

Anticorps Monoclonal anti-SOX10

Numéro de catalogue: CL488-66786



Informations de base

Numéro de catalogue: CL488-66786	Numéro d'acquisition GenBank: BC002824	Méthode de purification: Purification par protéine A
Taille: 100ul , Concentration: 1000 µg/ml by Nanodrop;	Identification du gène (NCBI): 6663	CloneNo.: 1D2C8
Hôte: Mouse	Nom complet: SRY (sex determining region Y)-box 10	Dilutions recommandées: IF 1:50-1:500
Isotype: IgG2a	MW calculé 50 kDa	Excitation/Emission maxima wavelengths: 493 nm / 522 nm
Immunogen Catalog Number: AG23191		

Applications

Applications testées: FC, IF	Contrôles positifs: IF : tissu cérébral de souris, tissu cérébral de rat
Spécificité de l'espèce: Humain, rat, souris	

Informations générales

Sox10 is a transcription factor that has a crucial role in complex signalling pathways regulating central nervous system and neural crest development. The calculated molecular weight of SOX10 is 50 kDa, but modified SOX10 is about 55-60 kDa. (PMID: 23799842)

Stockage

Stockage:
Stocker à -20 °C. Éviter toute exposition à la lumière. Stable pendant un an après l'expédition.
Tampon de stockage:
PBS avec glycérol à 50 %, Proclin300 à 0,05 % et BSA à 0,5 %, pH 7,3.
L'aliquotage n'est pas nécessaire pour le stockage à -20C

***** Les 20ul contiennent 0,1% de BSA.**

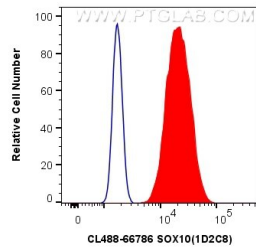
For technical support and original validation data for this product please contact:

T: 1 (888) 4PTGLAB (1-888-478-4522) (toll free
in USA), or 1(312) 455-8498 (outside USA)

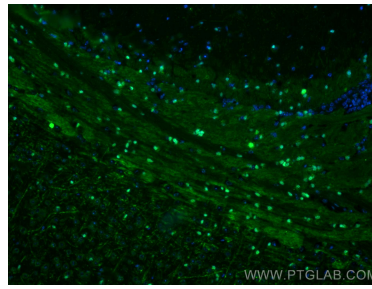
E: proteintech@ptglab.com
W: ptglab.com

This product is exclusively available under Proteintech Group brand and is not available to purchase from any other manufacturer.

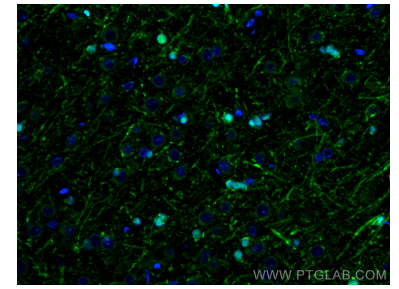
Données de validation sélectionnées



1×10^6 C6 cells were intracellularly stained with 0.4 μ g CoraLite® Plus 488 Anti-Human SOX10 (CL488-66786, Clone:1D2C8) (red), or 0.4 μ g CoraLite® Plus 488 Mouse IgG2a Isotype Control (C1.18.4) (CL488-65208, Clone: C1.18.4) (blue). Cells were fixed and permeabilized with Transcription Factor Staining Buffer Kit (PF00011).



Immunofluorescent analysis of (4% PFA) fixed mouse brain tissue using CoraLite® Plus 488 SOX10 antibody (CL488-66786, Clone: 1D2C8) at dilution of 1:200.



Immunofluorescent analysis of (4% PFA) fixed rat brain tissue using CoraLite® Plus 488 SOX10 antibody (CL488-66786, Clone: 1D2C8) at dilution of 1:200.