

À des fins de recherche uniquement

Anticorps Monoclonal anti-FXR1

Numéro de catalogue: **CL488-67813**



Informations de base

Numéro de catalogue: CL488-67813	Numéro d'acquisition GenBank: BC028983	Méthode de purification: Purification par protéine G
Taille: 100ul , Concentration: 1000 µg/ml by Nanodrop;	Identification du gène (NCBI): 8087	CloneNo.: 1E12E8
Hôte: Mouse	Nom complet: fragile X mental retardation, autosomal homolog 1	Dilutions recommandées: IF 1:50-1:500
Isotype: IgG1	MW calculé 621 aa, 70 kDa	Excitation/Emission maxima wavelengths: 493 nm / 522 nm
Immunogen Catalog Number: AG27800	MW observés: 70-80 kDa	

Applications

Applications testées: IF	Contrôles positifs: IF : cellules HeLa, tissu cérébral de souris
Spécificité de l'espèce: Humain, rat, souris	

Informations générales

Tumour necrosis factor-alpha (TNF-alpha) is a key mediator of inflammation in host defence against infection and in autoimmune disease. Its production is controlled post-transcriptionally by multiple RNA-binding proteins that interact with the TNF-alpha AU-rich element and regulate its expression; Fragile X mental retardation-related protein 1 (FXR1) is one of these. FXR1 (fragile-X-mental retardation-related protein 1) are RNA-binding proteins that have been demonstrated to impact miRNA-mediated, post-transcriptional gene regulation, and required for embryonic and postnatal development of muscle tissue. It can regulate intracellular transport and local translation of certain mRNAs. The FXR1 exists some isoforms with the MV 69 kDa and 60 kDa.

Stockage

Stockage:
Stocker à -20 °C. Éviter toute exposition à la lumière. Stable pendant un an après l'expédition.
Tampon de stockage:
PBS avec glycérol à 50 %, Proclin300 à 0,05 % et BSA à 0,5 %, pH 7,3.
L'aliquotage n'est pas nécessaire pour le stockage à -20C

***** Les 20ul contiennent 0,1% de BSA.**

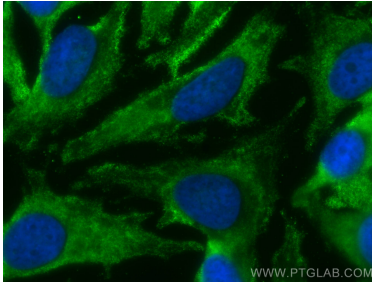
For technical support and original validation data for this product please contact:

T: 1 (888) 4PTGLAB (1-888-478-4522) (toll free
in USA), or 1(312) 455-8498 (outside USA)

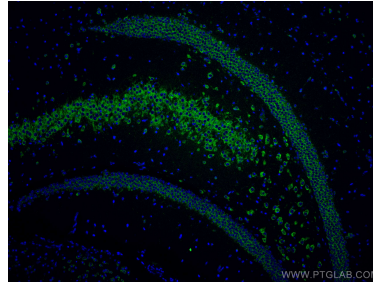
E: proteintech@ptglab.com
W: ptglab.com

This product is exclusively available under Proteintech Group brand and is not available to purchase from any other manufacturer.

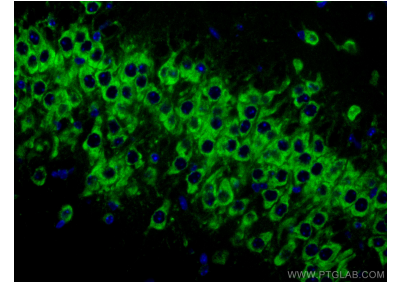
Données de validation sélectionnées



Immunofluorescent analysis of (-20°C Methanol) fixed HeLa cells using CoraLite® Plus 488 FXR1 antibody (CL488-67813, Clone: 1E12E8) at dilution of 1:200.



Immunofluorescent analysis of (4% PFA) fixed mouse brain tissue using CoraLite® Plus 488 FXR1 antibody (CL488-67813, Clone: 1E12E8) at dilution of 1:200. DAPI (Blue).



Immunofluorescent analysis of (4% PFA) fixed mouse brain tissue using CoraLite® Plus 488 FXR1 antibody (CL488-67813, Clone: 1E12E8) at dilution of 1:200. DAPI (Blue).