

À des fins de recherche uniquement

Anticorps Monoclonal anti-KRT18

Numéro de catalogue: CL594-66187



Informations de base

Numéro de catalogue: CL594-66187	Numéro d'acquisition GenBank: BC000180	Méthode de purification: Purification par protéine G
Taille: 100ul , Concentration: 1000 µg/ml by Nanodrop;	Identification du gène (NCBI): 3875	CloneNo.: 1G11C4
Hôte: Mouse	Nom complet: keratin 18	Dilutions recommandées: IF 1:50-1:500
Isotype: IgG1	MW calculé 48 kDa	Excitation/Emission maxima wavelengths: 588 nm / 604 nm
Immunogen Catalog Number: AG1260		

Applications

Applications testées: FC (Intra), IF	Contrôles positifs: IF : cellules HeLa, cellules HepG2
Spécificité de l'espèce: Humain	

Informations générales

Keratins are a large family of proteins that form the intermediate filament cytoskeleton of epithelial cells, which are classified into two major sequence types. Type I keratins are a group of acidic intermediate filament proteins, including K9-K23, and the hair keratins Ha1-Ha8. Type II keratins are the basic or neutral counterparts to the acidic type I keratins, including K1-K8, and the hair keratins, Hb1-Hb6. KRT18, also named as CYK18, PIG46 and K18, is the most commonly found members of the intermediate filament gene family. KRT18 is a type I keratin which is found primarily in non squamous epithelia and is present in a majority of adenocarcinomas and ductal carcinomas but not in squamous cell carcinomas. The antibody is conjugated with CL594, Ex/Em 593 nm/614 nm.

Stockage

Stockage:
Stocker à -20 °C. Éviter toute exposition à la lumière. Stable pendant un an après l'expédition.
Tampon de stockage:
PBS avec glycérol à 50 %, Proclin300 à 0,05 % et BSA à 0,5 %, pH 7,3.
L'aliquotage n'est pas nécessaire pour le stockage à -20C

***** Les 20ul contiennent 0,1% de BSA.**

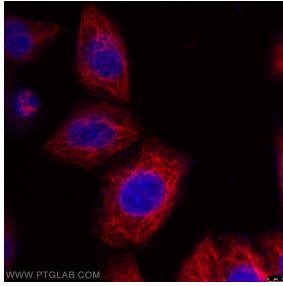
For technical support and original validation data for this product please contact:

T: 1 (888) 4PTGLAB (1-888-478-4522) (toll free
in USA), or 1(312) 455-8498 (outside USA)

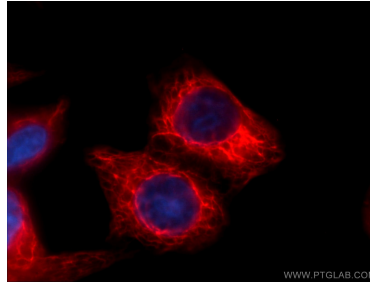
E: proteintech@ptglab.com
W: ptglab.com

This product is exclusively available under Proteintech Group brand and is not available to purchase from any other manufacturer.

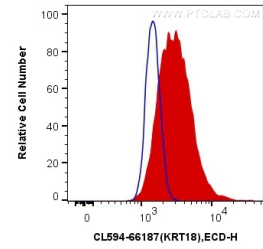
Données de validation sélectionnées



Immunofluorescent analysis of (-20°C Ethanol) fixed HeLa cells using CL594-66187 (Cytokeratin 18 antibody) at dilution of 1:100.



Immunofluorescent analysis of (-20°C Ethanol) fixed HepG2 cells using CL594-66187 (Cytokeratin 18 antibody) at dilution of 1:200.



1X10⁶ HeLa cells were intracellularly stained with 0.4 ug CoraLite®594 Anti-Human KRT18 (CL594-66187, Clone:1G11C4) (red), or 0.4 ug Mouse IgG1 Isotype Control (CL594-66360, Clone: T1F8D3F10) (blue). Cells were fixed with 4% PFA and permeabilized with Flow Cytometry Perm Buffer (PF00011-C).