

For Research Use Only

# RAIDD Polyclonal antibody

Catalog Number: 10401-1-AP

Featured Product

6 Publications



## Basic Information

### Catalog Number:

10401-1-AP

### Size:

150ul, Concentration: 800 ug/ml by Nanodrop and 400 ug/ml by Bradford method using BSA as the standard;

### Source:

Rabbit

### Isotype:

IgG

### Immunogen Catalog Number:

AG0630

### GenBank Accession Number:

BC017042

### GeneID (NCBI):

8738

### UNIPROT ID:

P78560

### Full Name:

CASP2 and RIPK1 domain containing adaptor with death domain

### Calculated MW:

23 kDa

### Observed MW:

23 kDa

### Purification Method:

Antigen affinity purification

### Recommended Dilutions:

WB 1:500-1:2000

IP 0.5-4.0 ug for 1.0-3.0 mg of total protein lysate

IHC 1:20-1:200

## Applications

### Tested Applications:

WB, IP, IHC, ELISA

### Cited Applications:

WB

### Species Specificity:

human, mouse, rat

### Cited Species:

human, mouse

### Positive Controls:

**WB**: K-562 cells, HEK-293 cells, HeLa cells, MCF-7 cells, mouse heart tissue, mouse kidney tissue, mouse liver tissue, mouse skeletal muscle tissue, mouse testis tissue, Raji cells

**IP**: mouse kidney tissue,

**IHC**: human colon cancer tissue,

**Note-IHC: suggested antigen retrieval with *TE buffer pH 9.0*; (\*) Alternatively, antigen retrieval may be performed with *citrate buffer pH 6.0***

## Background Information

RAIDD, also named as CRADD, is an apoptotic adaptor molecule specific for caspase-2 and FASL/TNF receptor-interacting protein RIP. In the presence of RIP and TRADD, CRADD recruits caspase-2 to the TNFR-1 signalling complex. CRADD interacts with BCL10 through its caspase recruitment domain and suppresses interactions between BCL10 and CARMA1. It is a negative regulator of the CARMA1 signalosome and suppressor of Th1- and Th17-mediated inflammatory responses.

## Notable Publications

Author	Pubmed ID	Journal	Application
Valentina C Sladky	33225610	EMBO Rep	WB
Huan Qiao	24958727	J Biol Chem	WB
Valentina C Sladky	31983631	Dev Cell	WB

## Storage

### Storage:

Store at -20°C. Stable for one year after shipment.

### Storage Buffer:

PBS with 0.02% sodium azide and 50% glycerol pH 7.3.

Aliquoting is unnecessary for -20°C storage

\*\*\* 20ul sizes contain 0.1% BSA

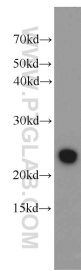
For technical support and original validation data for this product please contact:

T: 1 (888) 4PTGLAB (1-888-478-4522) (toll free in USA), or 1(312) 455-8498 (outside USA)

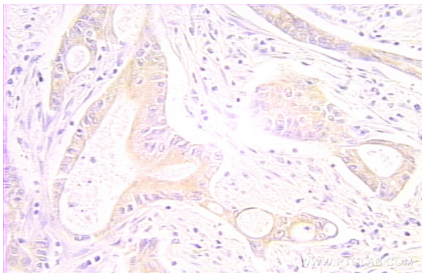
E: [proteintech@ptglab.com](mailto:proteintech@ptglab.com)  
W: [ptglab.com](http://ptglab.com)

This product is exclusively available under Proteintech Group brand and is not available to purchase from any other manufacturer.

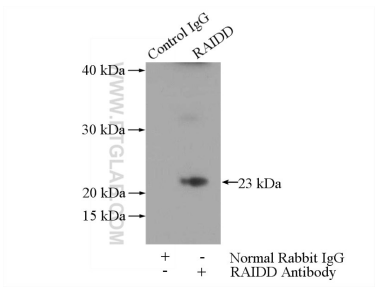
Selected Validation Data



K-562 cells were subjected to SDS PAGE followed by western blot with 10401-1-AP (RAIDD antibody) at dilution of 1:1000 incubated at room temperature for 1.5 hours.



Immunohistochemical analysis of paraffin-embedded human colon cancer using 10401-1-AP (RAIDD antibody) at dilution of 1:100 (under 25x lens).



IP result of anti-RAIDD (IP:10401-1-AP, 3ug; Detection:10401-1-AP 1:1000) with mouse kidney tissue lysate 4000ug.