

For Research Use Only

PLUNC Polyclonal antibody, PBS Only

Catalog Number:10413-1-PBS



Basic Information

Catalog Number:

10413-1-PBS

Size:

100ug , Concentration: 1 mg/ml by Nanodrop;

Source:

Rabbit

Isotype:

IgG

Immunogen Catalog Number:

AG0629

GenBank Accession Number:

BC012549

GeneID (NCBI):

51297

UNIPROT ID:

Q9NP55

Full Name:

palate, lung and nasal epithelium associated

Calculated MW:

27 kDa

Observed MW:

30 kDa

Purification Method:

Antigen affinity purification

Applications

Tested Applications:

WB, IHC, IP, Indirect ELISA

Species Specificity:

human, mouse

Background Information

PLUNC, also named as LUNX, NASG and SPURT, belongs to the BPI/LBP/Plunc superfamily and Plunc family. PLUNC may be involved in the airway inflammatory response after exposure to irritants. It is associated with tumor progression. PLUNC plays a role in innate immune responses of the upper airways.

Storage

Storage:

Store at -80°C.

Storage Buffer:

PBS only, pH7.3


For technical support and original validation data for this product please contact:

T: 1 (888) 4PTGLAB (1-888-478-4522) (toll free in USA), or 1(312) 455-8498 (outside USA)

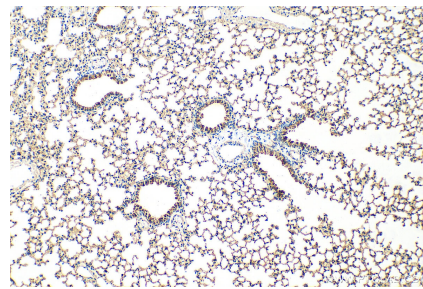
E: proteintech@ptglab.com
W: ptglab.com

This product is exclusively available under Proteintech Group brand and is not available to purchase from any other manufacturer.

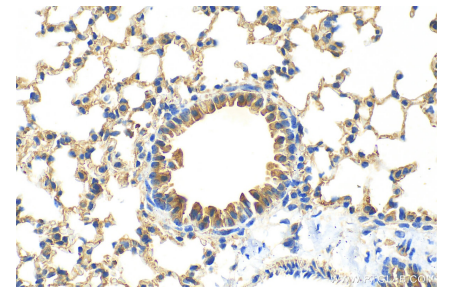
Selected Validation Data



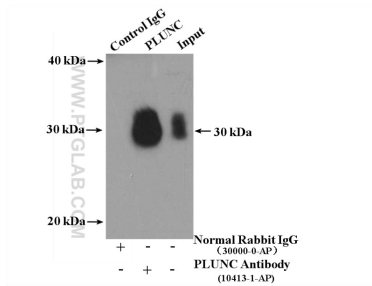
mouse lung tissue were subjected to SDS PAGE followed by western blot with 10413-1-AP (PLUNC antibody) at dilution of 1:800 incubated at room temperature for 1.5 hours. This data was developed using the same antibody clone with 10413-1-PBS in a different storage buffer formulation.



Immunohistochemical analysis of paraffin-embedded mouse lung tissue slide using 10413-1-AP (PLUNC antibody) at dilution of 1:800 (under 10x lens). Heat mediated antigen retrieval with Tris-EDTA buffer (pH 9.0). This data was developed using the same antibody clone with 10413-1-PBS in a different storage buffer formulation.



Immunohistochemical analysis of paraffin-embedded mouse lung tissue slide using 10413-1-AP (PLUNC antibody) at dilution of 1:800 (under 40x lens). Heat mediated antigen retrieval with Tris-EDTA buffer (pH 9.0). This data was developed using the same antibody clone with 10413-1-PBS in a different storage buffer formulation.



IP result of anti-PLUNC (IP:10413-1-AP, 4ug; Detection:10413-1-AP 1:300) with mouse lung tissue lysate 3600ug. This data was developed using the same antibody clone with 10413-1-PBS in a different storage buffer formulation.