For Research Use Only

LAMA4 (Isoform 3) Polyclonal antibody

proteintech®
Antibodies | ELISA kits | Proteins
www.ptglab.com

Catalog Number:10465-1-AP 6 Publications

Basic Information

Catalog Number:
10465-1-AP

Size:
150ul , Concentration: 300 μg/ml by Nanodrop and 147 μg/ml by Bradford method using BSA as the standard;

Source:
Rabbit

Isotype:
IgG

Immunogen Catalog Number:
AG0736

GenBank Accession Number:
BC004241

GeneID (NCBI):
3910

Full Name:
laminin, alpha 4

Calculated MW:
13 kDa

Observed MW:
11-13 kDa

Purification Method:
Antigen affinity purification

Recommended Dilutions:
WB 1:500-1:1000
IHC 1:20-1:200

Applications

Tested Applications:
IHC, WB,ELISA

Cited Applications:
IHC, WB

Species Specificity:
human

Cited Species:
human, mouse

Note-IHC: suggested antigen retrieval with TE buffer pH 9.0; (*) Alternatively, antigen retrieval may be performed with citrate buffer pH 6.0

Positive Controls:

WB : human heart tissue, human skeletal muscle tissue

IHC : human ovary tissue,

Background Information

Laminin is a basement membrane glycoprotein composed of three nonidentical chains, A, B1, and B2 (PMID: 7959779). LAMA4 (laminin, alpha 4), an A chain variant, is a subunit of laminin-8 (laminin-411), laminin-9 (laminin-421) and laminin-14 (laminin-423) (PMID: 10842354; 10964957). LAMA4 is widely distributed in developing and adult human tissues, and mainly localized to mesenchyme-derived tissues (PMID: 12133914). It may have a role in formation and function of endothelium, transmigration of inflammatory cells through endothelium, and invasion of certain tumors (PMID: 17533363). Three alternatively spliced mRNAs give rise to three isoforms. This antibody was generated against the full length (1-120aa) of isoform 3.

Notable Publications

Author	Pubmed ID	Journal	Application
Katsutaka Mitachi	33753854	Sci Rep	IHC
Zhi-Xue Yang	29434522	Cancer Cell Int	WB,IHC
Li Lin	33635162	Am J Physiol Heart Circ Physiol	IHC

Storage

Storage:
Store at -20°C. Stable for one year after shipment.
Storage Buffer:
PBS with 0.02% sodium azide and 50% glycerol pH 7.3.
Aliquoting is unnecessary for -20°C storage

*** 20ul sizes contain 0.1% BSA

For technical support and original validation data for this product please contact:
T: 1 (888) 4PTGLAB (1-888-478-4522) (toll free in USA), or 1(312) 455-8498 (outside USA)
E: proteintech@ptglab.com
W: ptglab.com

This product is exclusively available under Proteintech Group brand and is not available to purchase from any other manufacturer.

Selected Validation Data

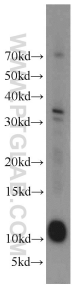

human heart tissue were subjected to SDS PAGE followed by western blot with 10465-1-AP (LAMA4 antibody) at dilution of 1:1000 incubated at room temperature for 1.5 hours.

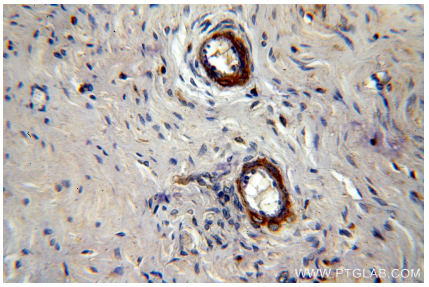

Immunohistochemical analysis of paraffin-embedded human ovary using 10465-1-AP (LAMA4 antibody) at dilution of 1:100 (under 40x lens).

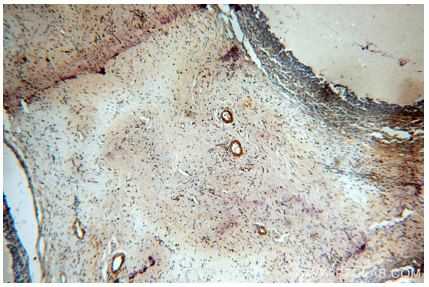

Immunohistochemical analysis of paraffin-embedded human ovary using 10465-1-AP (LAMA4 antibody) at dilution of 1:100 (under 10x lens).