

For Research Use Only

# IFT81 Polyclonal antibody

Catalog Number: 10604-2-AP

1 Publications



## Basic Information

<b>Catalog Number:</b> 10604-2-AP	<b>GenBank Accession Number:</b> BC004536	<b>Purification Method:</b> Antigen affinity purification
<b>Size:</b> 150ul , Concentration: 450 ug/ml by Nanodrop;	<b>GeneID (NCBI):</b> 28981	<b>Recommended Dilutions:</b> WB 1:500-1:1000 IHC 1:50-1:500
<b>Source:</b> Rabbit	<b>UNIPROT ID:</b> Q8WYAO	
<b>Isotype:</b> IgG	<b>Full Name:</b> intraflagellar transport 81 homolog (Chlamydomonas)	
<b>Immunogen Catalog Number:</b> AG0870	<b>Calculated MW:</b> 80 kDa	
	<b>Observed MW:</b> 70-80 kDa	

## Applications

<b>Tested Applications:</b> WB, IHC, ELISA	<b>Positive Controls:</b>
<b>Cited Applications:</b> WB	<b>WB :</b> mouse kidney tissue, HEK-293 cells
<b>Species Specificity:</b> human, mouse, rat	<b>IHC :</b> mouse testis tissue,
<b>Cited Species:</b> human	

**Note-IHC: suggested antigen retrieval with TE buffer pH 9.0; (\*) Alternatively, antigen retrieval may be performed with citrate buffer pH 6.0**

## Background Information

Intraflagellar transport (IFT), mediated by molecular motors and IFT particles, is an important transport process that occurs in the cilium and has been shown to be essential for the assembly and maintenance of cilia and flagella in many organisms. IFT particles are multi-subunit complexes of proteins that functions to move non-membrane-bound particles from the cell body to the tip of cilium or flagellum, then return them to the cell body. Transport towards the ciliary tip is regulated by the IFT complex B (IFT-B), consisting of at least 15 IFT proteins, in association with kinesin motors, whereas transport from the ciliary tip back to the base is executed by a dynein motor in association with the IFT complex A (IFT-A), currently known to be composed of six IFT proteins. IFT81 is a subunit of IFT complex B. It may play a role in development of the testis and spermatogenesis. There are some isoforms of IFT81 with 73-78 kDa and 43-50 kDa.

## Notable Publications

Author	Pubmed ID	Journal	Application
Maria Pettersson	30080953	Hum Mutat	WB

## Storage

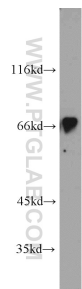
**Storage:**  
Store at -20°C. Stable for one year after shipment.  
**Storage Buffer:**  
PBS with 0.02% sodium azide and 50% glycerol pH 7.3.  
Aliquoting is unnecessary for -20°C storage

\*\*\* 20ul sizes contain 0.1% BSA

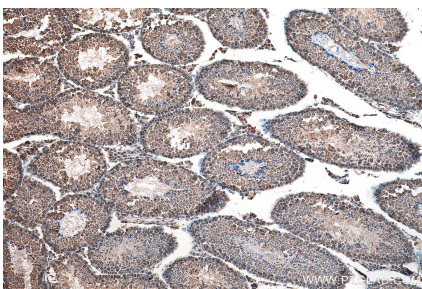
For technical support and original validation data for this product please contact:  
T: 1 (888) 4PTGLAB (1-888-478-4522) (toll free in USA), or 1(312) 455-8498 (outside USA)  
E: [proteintech@ptglab.com](mailto:proteintech@ptglab.com)  
W: [ptglab.com](http://ptglab.com)

This product is exclusively available under Proteintech Group brand and is not available to purchase from any other manufacturer.

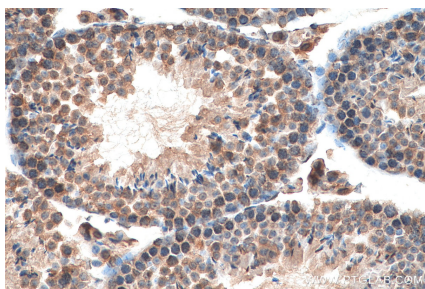
Selected Validation Data



mouse kidney tissue were subjected to SDS PAGE followed by western blot with 10604-2-AP (IFT81 antibody) at dilution of 1:500 incubated at room temperature for 1.5 hours.



Immunohistochemical analysis of paraffin-embedded mouse testis tissue slide using 10604-2-AP (IFT81 antibody) at dilution of 1:200 (under 10x lens). Heat mediated antigen retrieval with Tris-EDTA buffer (pH 9.0).



Immunohistochemical analysis of paraffin-embedded mouse testis tissue slide using 10604-2-AP (IFT81 antibody) at dilution of 1:200 (under 40x lens). Heat mediated antigen retrieval with Tris-EDTA buffer (pH 9.0).