

For Research Use Only

MMAB Polyclonal antibody, PBS Only

Catalog Number:11137-1-PBS



Basic Information

Catalog Number: 11137-1-PBS	GenBank Accession Number: BC011831	Purification Method: Antigen affinity purification
Size: 100ug , Concentration: 1 mg/ml by Nanodrop;	GeneID (NCBI): 326625	
Source: Rabbit	UNIPROT ID: Q96EY8	
Isotype: IgG	Full Name: methylmalonic aciduria (cobalamin deficiency) cblB type	
Immunogen Catalog Number: AG1602	Calculated MW: 27 kDa	
	Observed MW: 27 kDa	

Applications

Tested Applications:
WB, IHC, IF/ICC, IP, Indirect ELISA

Species Specificity:
human, mouse

Background Information

The MMAB gene encodes cob(II)alamin adenosyltransferase, which catalyzes the final step in the synthesis of the coenzyme adenosylcobalamin (AdoCbl). AdoCbl is a vitamin B12-containing coenzyme for methylmalonyl-CoA mutase. The deduced 250-amino acid protein has a calculated molecular mass of 27.3 kD.

Storage

Storage:
Store at -80°C.

Storage Buffer:
PBS only, pH7.3

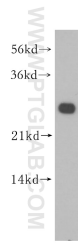
For technical support and original validation data for this product please contact:

T: 1 (888) 4PTGLAB (1-888-478-4522) (toll free in USA), or 1(312) 455-8498 (outside USA)

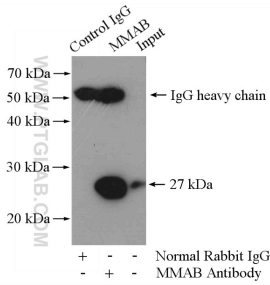
E: proteintech@ptglab.com
W: ptglab.com

This product is exclusively available under Proteintech Group brand and is not available to purchase from any other manufacturer.

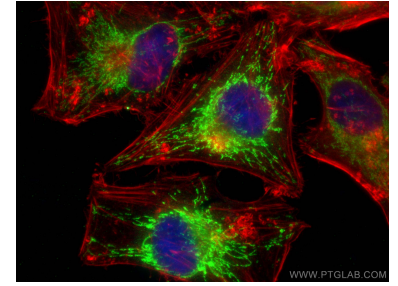
Selected Validation Data



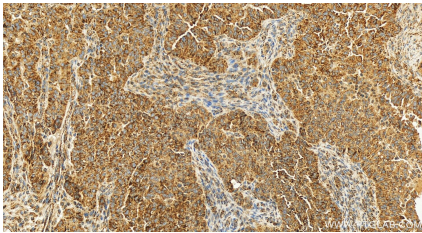
HeLa cells were subjected to SDS PAGE followed by western blot with 11137-1-AP (MMAB antibody) at dilution of 1:300 incubated at room temperature for 1.5 hours. This data was developed using the same antibody clone with 11137-1-PBS in a different storage buffer formulation.



IP result of anti-MMAB (IP:11137-1-AP, 4ug; Detection:11137-1-AP 1:500) with HeLa cells lysate 1200ug. This data was developed using the same antibody clone with 11137-1-PBS in a different storage buffer formulation.



Immunofluorescent analysis of (4% PFA) fixed HeLa cells using MMAB antibody (11137-1-AP) at dilution of 1:200 and CoraLite@488-Conjugated AffiniPure Goat Anti-Rabbit IgG(H+L), CL594-phalloidin (red). This data was developed using the same antibody clone with 11137-1-PBS in a different storage buffer formulation.



Immunohistochemical analysis of paraffin-embedded human ovarian cancer slide using 11137-1-AP (MMAB antibody) at dilution of 1:200 (under 20x lens). Heat mediated antigen retrieval with Tris-EDTA buffer (pH 9.0). This data was developed using the same antibody clone with 11137-1-PBS in a different storage buffer formulation.