

For Research Use Only

SGK2 Polyclonal antibody, PBS Only

Catalog Number: 11185-1-PBS

Featured Product



Basic Information

Catalog Number:

11185-1-PBS

Size:

100ug, Concentration: 1 mg/ml by Nanodrop;

Source:

Rabbit

Isotype:

IgG

Immunogen Catalog Number:

AG1669

GenBank Accession Number:

BC014037

GeneID (NCBI):

10110

UNIPROT ID:

Q9HBY8

Full Name:

serum/glucocorticoid regulated kinase 2

Calculated MW:

48 kDa

Observed MW:

41-48 kDa

Purification Method:

Antigen affinity purification

Applications

Tested Applications:

WB, IHC, Indirect ELISA

Species Specificity:

human, mouse, rat

Storage

Storage:

Store at -80°C.

Storage Buffer:

PBS only, pH7.3

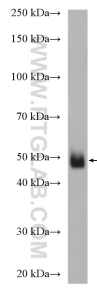
For technical support and original validation data for this product please contact:

T: 1 (888) 4PTGLAB (1-888-478-4522) (toll free in USA), or 1(312) 455-8498 (outside USA)

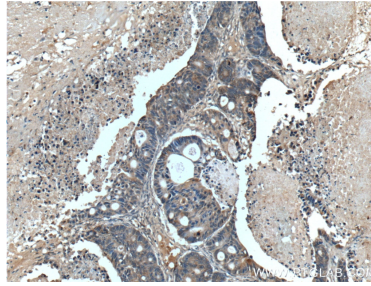
E: proteintech@ptglab.com
W: ptglab.com

This product is exclusively available under Proteintech Group brand and is not available to purchase from any other manufacturer.

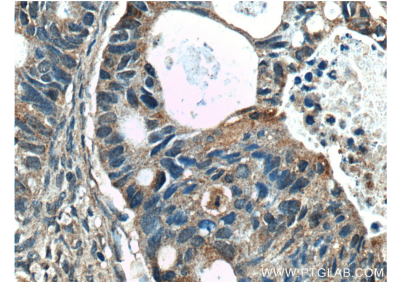
Selected Validation Data



human placenta tissue were subjected to SDS PAGE followed by western blot with 11185-1-AP (SGK2 antibody) at dilution of 1:300 incubated at room temperature for 1.5 hours. This data was developed using the same antibody clone with 11185-1-PBS in a different storage buffer formulation.



Immunohistochemical analysis of paraffin-embedded human pancreas cancer tissue slide using 11185-1-AP (SGK2 Antibody) at dilution of 1:200 (under 10x lens). This data was developed using the same antibody clone with 11185-1-PBS in a different storage buffer formulation.



Immunohistochemical analysis of paraffin-embedded human pancreas cancer tissue slide using 11185-1-AP (SGK2 Antibody) at dilution of 1:200 (under 40x lens). This data was developed using the same antibody clone with 11185-1-PBS in a different storage buffer formulation.