

For Research Use Only

FGFR1OP2 Polyclonal antibody, PBS Only

Catalog Number: 11605-1-PBS



Basic Information

Catalog Number:

11605-1-PBS

Size:

100ug, Concentration: 1 mg/ml by Nanodrop;

Source:

Rabbit

Isotype:

IgG

Immunogen Catalog Number:

AG2153

GenBank Accession Number:

BC032143

GeneID (NCBI):

26127

UNIPROT ID:

Q9NVK5

Full Name:

FGFR1 oncogene partner 2

Calculated MW:

29 kDa

Observed MW:

25 kDa

Purification Method:

Antigen affinity purification

Applications

Tested Applications:

WB, IHC, Indirect ELISA

Species Specificity:

human, mouse, rat

Storage

Storage:

Store at -80°C.

Storage Buffer:

PBS Only

For technical support and original validation data for this product please contact:

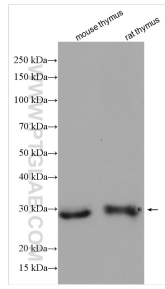
T: 1 (888) 4PTGLAB (1-888-478-4522) (toll free in USA), or 1(312) 455-8498 (outside USA)

E: proteintech@ptglab.com

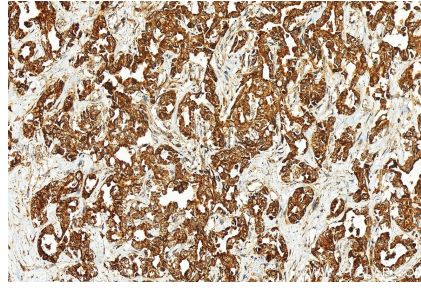
W: ptglab.com

This product is exclusively available under Proteintech Group brand and is not available to purchase from any other manufacturer.

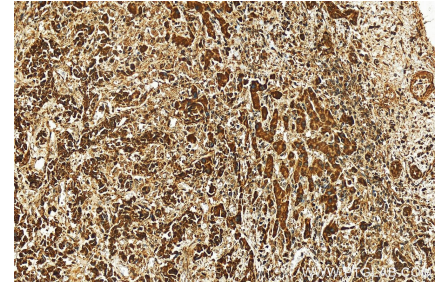
Selected Validation Data



Various lysates were subjected to SDS PAGE followed by western blot with 11605-1-AP (FGFR1OP2 antibody) at dilution of 1:4000 incubated at room temperature for 1.5 hours. This data was developed using the same antibody clone with 11605-1-PBS in a different storage buffer formulation.



Immunohistochemical analysis of paraffin-embedded human intrahepatic cholangiocarcinoma tissue slide using 11605-1-AP (FGFR1OP2 antibody) at dilution of 1:200 (under 20x lens). Heat mediated antigen retrieval with Tris-EDTA buffer (pH 9.0). This data was developed using the same antibody clone with 11605-1-PBS in a different storage buffer formulation.



Immunohistochemical analysis of paraffin-embedded human intrahepatic cholangiocarcinoma tissue slide using 11605-1-AP (FGFR1OP2 antibody) at dilution of 1:200 (under 20x lens). Heat mediated antigen retrieval with Tris-EDTA buffer (pH 9.0). This data was developed using the same antibody clone with 11605-1-PBS in a different storage buffer formulation.