

For Research Use Only

# ARPP-21 Polyclonal antibody, PBS Only

Catalog Number: 11829-1-PBS



## Basic Information

Catalog Number:

11829-1-PBS

Size:

100ug, Concentration: 1 mg/ml by Nanodrop;

Source:

Rabbit

Isotype:

IgG

Immunogen Catalog Number:

AG2399

GenBank Accession Number:

BC017805

GeneID (NCBI):

10777

UNIPROT ID:

Q9UBLO

Full Name:

cyclic AMP-regulated phosphoprotein,  
21 kD

Calculated MW:

89 kDa

Observed MW:

100 kDa

Purification Method:

Antigen affinity purification

## Applications

Tested Applications:

WB, IHC, Indirect ELISA

Species Specificity:

human, mouse

## Background Information

ARPP-21 is a neuron-enriched signaling protein that was first purified and characterized from dopamine-rich regions of the mammalian brain, particularly the bovine caudate nucleus. It exists as two isoforms, ARPP-21A and ARPP-21B, generated by alternative splicing.

## Storage

Storage:

Store at -80°C.

Storage Buffer:

PBS only, pH7.3

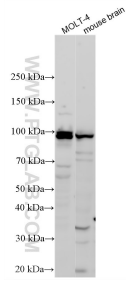
For technical support and original validation data for this product please contact:

T: 1 (888) 4PTGLAB (1-888-478-4522) (toll free in USA), or 1(312) 455-8498 (outside USA)

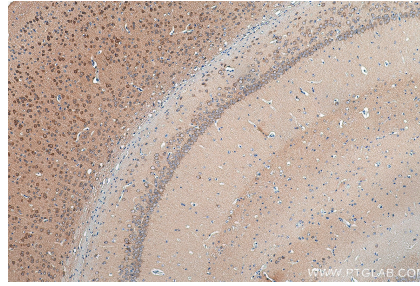
E: [proteintech@ptglab.com](mailto:proteintech@ptglab.com)  
W: [ptglab.com](http://ptglab.com)

This product is exclusively available under Proteintech Group brand and is not available to purchase from any other manufacturer.

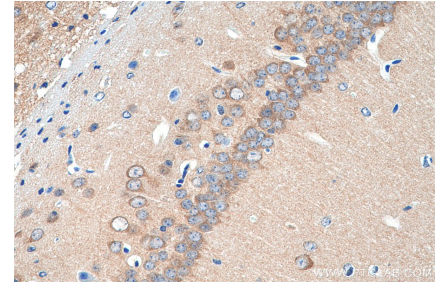
## Selected Validation Data



Various lysates were subjected to SDS PAGE followed by western blot with 11829-1-AP (ARPP-21 antibody) at dilution of 1:1000 incubated at room temperature for 1.5 hours. This data was developed using the same antibody clone with 11829-1-PBS in a different storage buffer formulation.



Immunohistochemical analysis of paraffin-embedded mouse brain tissue slide using 11829-1-AP (ARPP-21 antibody) at dilution of 1:2000 (under 10x lens). Heat mediated antigen retrieval with Tris-EDTA buffer (pH 9.0). This data was developed using the same antibody clone with 11829-1-PBS in a different storage buffer formulation.



Immunohistochemical analysis of paraffin-embedded mouse brain tissue slide using 11829-1-AP (ARPP-21 antibody) at dilution of 1:2000 (under 40x lens). Heat mediated antigen retrieval with Tris-EDTA buffer (pH 9.0). This data was developed using the same antibody clone with 11829-1-PBS in a different storage buffer formulation.