

For Research Use Only

GPR137 Polyclonal antibody

Catalog Number: 11929-1-AP

Featured Product

7 Publications



Basic Information

Catalog Number:

11929-1-AP

Size:

150ul, Concentration: 180 ug/ml by Nanodrop and 133 ug/ml by Bradford method using BSA as the standard;

Source:

Rabbit

Isotype:

IgG

Immunogen Catalog Number:

AG2611

GenBank Accession Number:

BC033920

GeneID (NCBI):

56834

UNIPROT ID:

Q96N19

Full Name:

G protein-coupled receptor 137

Calculated MW:

396 aa, 44 kDa

Purification Method:

Antigen affinity purification

Recommended Dilutions:

IHC 1:50-1:500

Applications

Tested Applications:

IHC, ELISA

Cited Applications:

WB, IF, IHC

Species Specificity:

human, mouse, rat

Cited Species:

human, mouse

Note-IHC: suggested antigen retrieval with TE buffer pH 9.0; (*) Alternatively, antigen retrieval may be performed with citrate buffer pH 6.0

Positive Controls:

IHC : mouse brain tissue, human gliomas tissue

Background Information

G protein-coupled receptors (GPRs) are highly related to oncogenesis and cancer metastasis. G protein-coupled receptor 137 (GPR137) was initially reported as a novel orphan GPR about 10 years ago. GPR137 is ubiquitously expressed in the central nervous system (CNS), mainly in the hippocampus (PMID: 22025619). GPR137 is involved in the progression of human glioma, suggesting GPR137 as a potential oncogene of glioma cells (PMID: 24870220). Recent study shows that GPR137 plays an important role in colon cancer cell proliferation (PMID: 25301753).

Notable Publications

Author	Pubmed ID	Journal	Application
Kensuke Iwasa	36436172	Neurochem Res	WB
Gang Zong	24870220	Neurol Sci	IHC
Hao Li	29321966	J Bone Oncol	WB

Storage

Storage:

Store at -20°C. Stable for one year after shipment.

Storage Buffer:

PBS with 0.02% sodium azide and 50% glycerol pH 7.3.

Aliquoting is unnecessary for -20°C storage

*** 20ul sizes contain 0.1% BSA

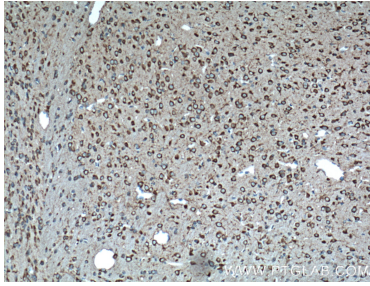
For technical support and original validation data for this product please contact:

T: 1 (888) 4PTGLAB (1-888-478-4522) (toll free in USA), or 1(312) 455-8498 (outside USA)

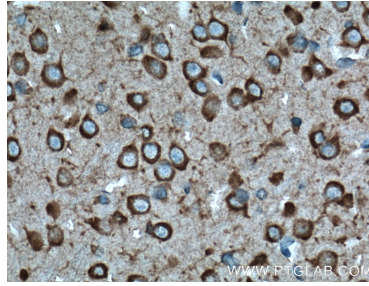
E: proteintech@ptglab.com
W: ptglab.com

This product is exclusively available under Proteintech Group brand and is not available to purchase from any other manufacturer.

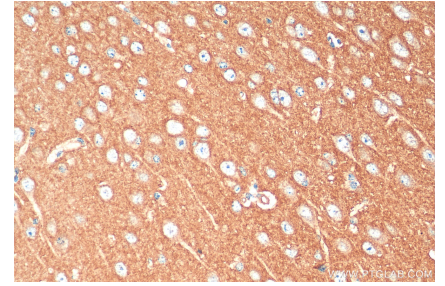
Selected Validation Data



Immunohistochemical analysis of paraffin-embedded mouse brain tissue slide using 11929-1-AP (GPR137 Antibody) at dilution of 1:200 (under 10x lens). Heat mediated antigen retrieval with Tris-EDTA buffer (pH 9.0).



Immunohistochemical analysis of paraffin-embedded mouse brain tissue slide using 11929-1-AP (GPR137 Antibody) at dilution of 1:200 (under 40x lens). Heat mediated antigen retrieval with Tris-EDTA buffer (pH 9.0).



Immunohistochemical analysis of paraffin-embedded mouse brain tissue slide using 11929-1-AP (GPR137 antibody) at dilution of 1:200 (under 40x lens). Heat mediated antigen retrieval with Tris-EDTA buffer (pH 9.0).