

For Research Use Only

TIMD4 Polyclonal antibody

Catalog Number: 12008-1-AP

5 Publications



Basic Information

Catalog Number:

12008-1-AP

Size:

150ul, Concentration: 500 ug/ml by Nanodrop and 333 ug/ml by Bradford method using BSA as the standard;

Source:

Rabbit

Isotype:

IgG

Immunogen Catalog Number:

AG2621

GenBank Accession Number:

BC008988

GeneID (NCBI):

91937

UNIPROT ID:

Q96H15

Full Name:

T-cell immunoglobulin and mucin domain containing 4

Calculated MW:

378 aa, 42 kDa

Purification Method:

Antigen affinity purification

Recommended Dilutions:

IHC 1:50-1:500

IF-P 1:200-1:800

Applications

Tested Applications:

IHC, IF-P, ELISA

Cited Applications:

WB, IHC, IF

Species Specificity:

human

Cited Species:

human, mouse

Note-IHC: suggested antigen retrieval with TE buffer pH 9.0; (*) Alternatively, antigen retrieval may be performed with citrate buffer pH 6.0

Positive Controls:

IHC : human tonsillitis tissue, human liver tissue

IF-P : human tonsillitis tissue,

Notable Publications

Author	Pubmed ID	Journal	Application
Xi-Xi Ni	36165186	Liver Int	IF
Zifeng Li	33816243	Front Oncol	IHC
Xiuying Liang	34944635	Biomedicines	IHC

Storage

Storage:

Store at -20°C. Stable for one year after shipment.

Storage Buffer:

PBS with 0.02% sodium azide and 50% glycerol pH 7.3.

Aliquoting is unnecessary for -20°C storage

*** 20ul sizes contain 0.1% BSA

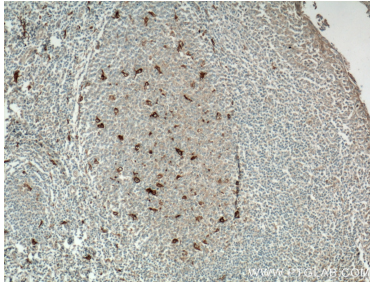
For technical support and original validation data for this product please contact:

T: 1 (888) 4PTGLAB (1-888-478-4522) (toll free in USA), or 1(312) 455-8498 (outside USA)

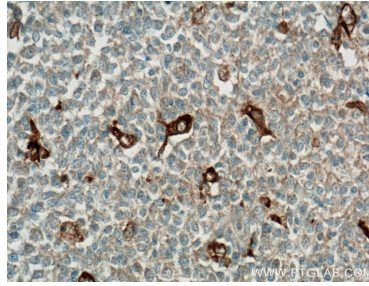
E: proteintech@ptglab.com
W: ptglab.com

This product is exclusively available under Proteintech Group brand and is not available to purchase from any other manufacturer.

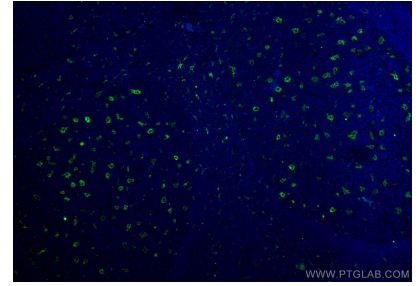
Selected Validation Data



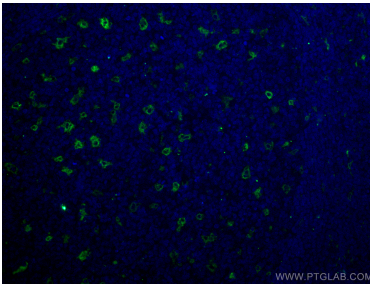
Immunohistochemical analysis of paraffin-embedded human tonsillitis tissue slide using 12008-1-AP (TIMD4 antibody) at dilution of 1:200 (under 10x lens. Heat mediated antigen retrieval with Tris-EDTA buffer (pH 9.0).



Immunohistochemical analysis of paraffin-embedded human tonsillitis tissue slide using 12008-1-AP (TIMD4 antibody) at dilution of 1:200 (under 40x lens. Heat mediated antigen retrieval with Tris-EDTA buffer (pH 9.0).



Immunofluorescent analysis of (4% PFA) fixed human tonsillitis tissue using TIMD4 antibody (12008-1-AP) at dilution of 1:400 and CoraLite®488-Conjugated AffiniPure Goat Anti-Rabbit IgG(H+L).



Immunofluorescent analysis of (4% PFA) fixed human tonsillitis tissue using TIMD4 antibody (12008-1-AP) at dilution of 1:400 and CoraLite®488-Conjugated AffiniPure Goat Anti-Rabbit IgG(H+L).