

For Research Use Only

IL-24 Polyclonal antibody

Catalog Number: 12064-1-AP

5 Publications



Basic Information

Catalog Number:

12064-1-AP

Size:

150ul, Concentration: 240 ug/ml by Nanodrop and 167 ug/ml by Bradford method using BSA as the standard;

Source:

Rabbit

Isotype:

IgG

Immunogen Catalog Number:

AG2701

GenBank Accession Number:

BC009681

GeneID (NCBI):

11009

UNIPROT ID:

Q13007

Full Name:

interleukin 24

Calculated MW:

207 aa, 24 kDa

Purification Method:

Antigen affinity purification

Recommended Dilutions:

WB 1:1000-1:4000

IHC 1:50-1:500

Applications

Tested Applications:

IHC, ELISA

Species Specificity:

human

Cited Species:

human

Note-IHC: suggested antigen retrieval with TE buffer pH 9.0; (*) Alternatively, antigen retrieval may be performed with citrate buffer pH 6.0

Positive Controls:

WB : Recombinant protein,

IHC : human malignant melanoma tissue, human prostate cancer tissue, human colon cancer tissue, human lung cancer tissue

Background Information

IL24, also named as MDA-7, MDA7 or ST16, belongs to the IL-10 family. It has antiproliferative properties on melanoma cells and may contribute to terminal cell differentiation. The induction of IL24 by oncogenes may support tumor growth at the early stages of cancer. The observed molecular weight of IL24 is reported between 25 and 35 kDa, a value higher than the deduced molecular weight of 23 kDa. This difference is likely due to post-translational modifications, such as glycosylation of the endogenously produced molecule.

Notable Publications

Author	Pubmed ID	Journal	Application
Sumaira Z Hasnain	25362253	Nat Med	
Li-Jun Mao	32318337	Front Oncol	WB
Maori Kono	38940434	J Toxicol Environ Health A	

Storage

Storage:

Store at -20°C. Stable for one year after shipment.

Storage Buffer:

PBS with 0.02% sodium azide and 50% glycerol pH 7.3.

Aliquoting is unnecessary for -20°C storage

*** 20ul sizes contain 0.1% BSA

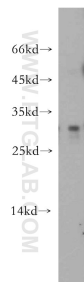
For technical support and original validation data for this product please contact:

T: 1 (888) 4PTGLAB (1-888-478-4522) (toll free in USA), or 1(312) 455-8498 (outside USA)

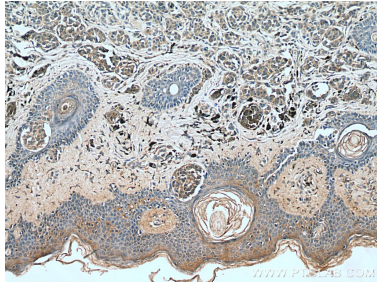
E: proteintech@ptglab.com
W: ptglab.com

This product is exclusively available under Proteintech Group brand and is not available to purchase from any other manufacturer.

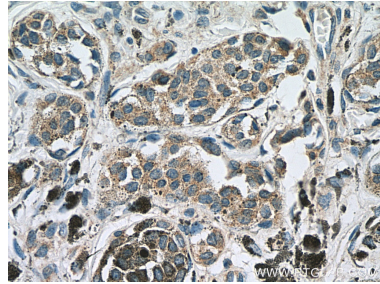
Selected Validation Data



Recombinant protein were subjected to SDS PAGE followed by western blot with 12064-1-AP (IL-24 antibody) at dilution of 1:2000 incubated at room temperature for 1.5 hours.



Immunohistochemical analysis of paraffin-embedded human malignant melanoma tissue slide using 12064-1-AP (IL-24 antibody) at dilution of 1:200 (under 10x lens)..



Immunohistochemical analysis of paraffin-embedded human malignant melanoma tissue slide using 12064-1-AP (IL-24 antibody) at dilution of 1:200 (under 40x lens)..