

For Research Use Only

DNAJC19 Polyclonal antibody

Catalog Number: 12096-1-AP

Featured Product

9 Publications



Basic Information

Catalog Number:

12096-1-AP

Size:

150ul, Concentration: 600 ug/ml by Nanodrop;

Source:

Rabbit

Isotype:

IgG

Immunogen Catalog Number:

AG2739

GenBank Accession Number:

BC009702

GeneID (NCBI):

131118

UNIPROT ID:

Q96DA6

Full Name:

DnaJ (Hsp40) homolog, subfamily C, member 19

Calculated MW:

116 aa, 13 kDa

Observed MW:

13 kDa

Purification Method:

Antigen affinity purification

Recommended Dilutions:

WB 1:500-1:2000

IP 0.5-4.0 ug for 1.0-3.0 mg of total protein lysate

IF/ICC 1:50-1:500

Applications

Tested Applications:

WB, IF/ICC, IP, ELISA

Cited Applications:

WB

Species Specificity:

human, mouse, rat

Cited Species:

human, mouse

Positive Controls:

WB : HeLa cells, human brain tissue, human lung tissue

IP : mouse heart tissue,

IF/ICC : HepG2 cells,

Background Information

DNAJC19 is a mitochondrial cochaperone that interacts with HSP70 chaperones through its conserved J-domain. As a transmembrane protein, DNAJC19 is strongly associated with the inner mitochondrial membrane. Mutations in DNAJC19 cause dilated cardiomyopathy with ataxia (DCMA). Recently DNAJC19 has been reported as interactor of PHB complex to regulate cardiolipin remodeling, which addressed the link of DNAJC19 to cardiomyopathy. This antibody is specific to DNAJC19 and had been tested by siRNA.(24856930)

Notable Publications

Author	Pubmed ID	Journal	Application
Shotaro Saita	28288130	Nat Cell Biol	WB
Michelle Grace Acoba	33730581	Cell Rep	WB
Anna Janz	32521499	Stem Cell Res	

Storage

Storage:

Store at -20°C. Stable for one year after shipment.

Storage Buffer:

PBS with 0.02% sodium azide and 50% glycerol pH 7.3.

Aliquoting is unnecessary for -20°C storage

*** 20ul sizes contain 0.1% BSA


For technical support and original validation data for this product please contact:

T: 1 (888) 4PTGLAB (1-888-478-4522) (toll free in USA), or 1(312) 455-8498 (outside USA)

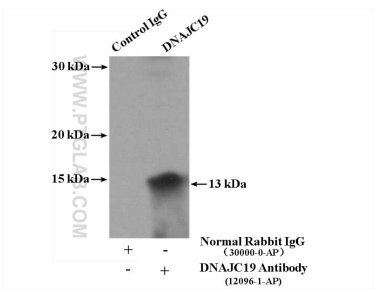
E: proteintech@ptglab.com
W: ptglab.com

This product is exclusively available under Proteintech Group brand and is not available to purchase from any other manufacturer.

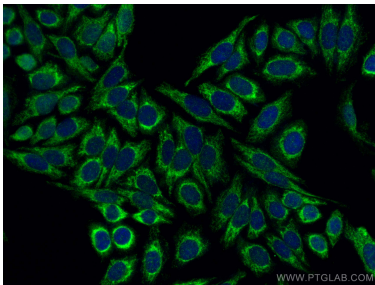
Selected Validation Data



HeLa cells were subjected to SDS PAGE followed by western blot with 12096-1-AP (DNAJC19 Antibody) at dilution of 1:1000 incubated at room temperature for 1.5 hours.



IP result of anti-DNAJC19 (IP:12096-1-AP, 4ug; Detection:12096-1-AP 1:1000) with mouse heart tissue lysate 4000ug.



Immunofluorescent analysis of (-20°C Ethanol) fixed HepG2 cells using DNAJC19 antibody (12096-1-AP) at dilution of 1:200 and Coralite®488-Conjugated Goat Anti-Rabbit IgG(H+L).