

For Research Use Only

SLC25A11 Polyclonal antibody

Catalog Number: 12253-1-AP **2 Publications**



Basic Information

Catalog Number: 12253-1-AP	GenBank Accession Number: BC016294	Purification Method: Antigen affinity purification
Size: 150ul , Concentration: 1300 µg/ml by Nanodrop;	GeneID (NCBI): 8402	Recommended Dilutions: WB 1:500-1:2000 IP 0.5-4.0 ug for IP and 1:500-1:2000 for WB
Source: Rabbit	Full Name: solute carrier family 25 (mitochondrial carrier; oxoglutarate carrier), member 11	IF 1:50-1:500
Isotype: IgG	Calculated MW: 314 aa, 34 kDa	
Immunogen Catalog Number: AG2903	Observed MW: 28-34 kDa	

Applications

Tested Applications: IF, IP, WB, ELISA	Positive Controls:
Cited Applications: IF, WB	WB: Jurkat cells, human kidney tissue, HEK-293 cells, Raji cells
Species Specificity: human	IP: HEK-293 cells,
Cited Species: human, mouse	IF: HEK-293 cells,

Background Information

Notable Publications

Author	Pubmed ID	Journal	Application
Na Ta	36037337	Proc Natl Acad Sci U S A	WB, IF
Yuyang Liu	37917749	Science	WB

Storage

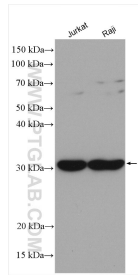
Storage:
Store at -20°C. Stable for one year after shipment.
Storage Buffer:
PBS with 0.02% sodium azide and 50% glycerol pH 7.3.
Aliquoting is unnecessary for -20°C storage

*** 20ul sizes contain 0.1% BSA

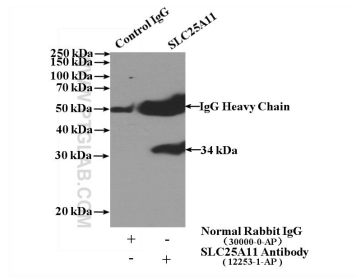
For technical support and original validation data for this product please contact:
T: 1 (888) 4PTGLAB (1-888-478-4522) (toll free in USA), or 1(312) 455-8498 (outside USA)
E: proteintech@ptglab.com
W: ptglab.com

This product is exclusively available under Proteintech Group brand and is not available to purchase from any other manufacturer.

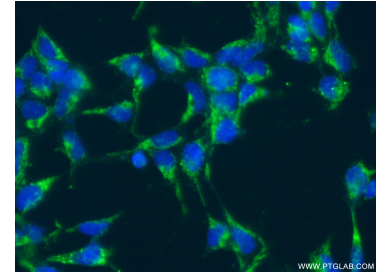
Selected Validation Data



Various lysates were subjected to SDS PAGE followed by western blot with 12253-1-AP (SLC25A11 antibody) at dilution of 1:1000 incubated at room temperature for 1.5 hours.



IP Result of anti-SLC25A11 (IP:12253-1-AP, 4ug; Detection:12253-1-AP 1:1000) with HEK-293 cells lysate 1560ug.



Immunofluorescent analysis of (4% PFA) fixed HEK-293 cells using 12253-1-AP (SLC25A11 antibody) at dilution of 1:50 and Alexa Fluor 488-conjugated AffiniPure Goat Anti-Rabbit IgG(H+L).