

For Research Use Only

SLC25A11 Polyclonal antibody, PBS Only

Catalog Number: 12253-1-PBS

Featured Product



Basic Information

Catalog Number:

12253-1-PBS

Size:

100ug, Concentration: 1 mg/ml by Nanodrop;

Source:

Rabbit

Isotype:

IgG

Immunogen Catalog Number:

AG2903

GenBank Accession Number:

BC016294

GeneID (NCBI):

8402

UNIPROT ID:

Q02978

Full Name:

solute carrier family 25 (mitochondrial carrier; oxoglutarate carrier), member 11

Calculated MW:

314 aa, 34 kDa

Observed MW:

28-34 kDa

Purification Method:

Antigen affinity purification

Applications

Tested Applications:

WB, IHC, IF/ICC, IP, Indirect ELISA

Species Specificity:

human

Storage

Storage:

Store at -80°C.

Storage Buffer:

PBS Only

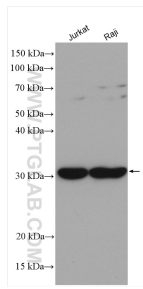
For technical support and original validation data for this product please contact:

T: 1 (888) 4PTGLAB (1-888-478-4522) (toll free in USA), or 1(312) 455-8498 (outside USA)

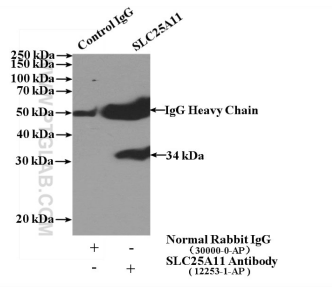
E: proteintech@ptglab.com
W: ptglab.com

This product is exclusively available under Proteintech Group brand and is not available to purchase from any other manufacturer.

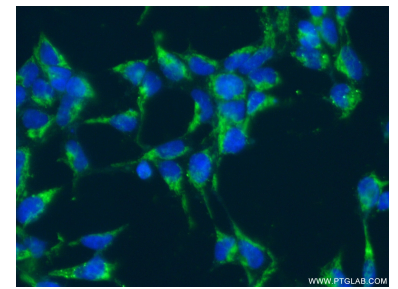
Selected Validation Data



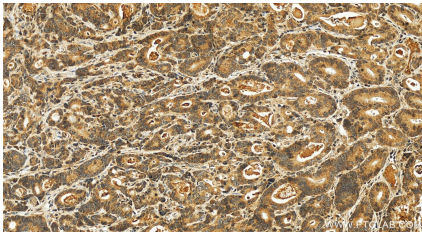
Various lysates were subjected to SDS PAGE followed by western blot with 12253-1-AP (SLC25A11 antibody) at dilution of 1:1000 incubated at room temperature for 1.5 hours. This data was developed using the same antibody clone with 12253-1-PBS in a different storage buffer formulation.



IP result of anti-SLC25A11 (IP:12253-1-AP, 4ug; Detection:12253-1-AP 1:1000) with HEK-293 cells lysate 1560ug. This data was developed using the same antibody clone with 12253-1-PBS in a different storage buffer formulation.



Immunofluorescent analysis of (4% PFA) fixed HEK-293 cells using 12253-1-AP (SLC25A11 antibody) at dilution of 1:50 and Alexa Fluor 488-conjugated AffiniPure Goat Anti-Rabbit IgG(H+L). This data was developed using the same antibody clone with 12253-1-PBS in a different storage buffer formulation.



Immunohistochemical analysis of paraffin-embedded human stomach cancer tissue slide using 12253-1-AP (SLC25A11 antibody) at dilution of 1:200 (under 20x lens). Heat mediated antigen retrieval with Tris-EDTA buffer (pH 9.0). This data was developed using the same antibody clone with 12253-1-PBS in a different storage buffer formulation.