

For Research Use Only

# TSGA10 Polyclonal antibody

Catalog Number: 12593-1-AP

7 Publications



## Basic Information

### Catalog Number:

12593-1-AP

### Size:

150ul, Concentration: 600 ug/ml by Nanodrop and 333 ug/ml by Bradford method using BSA as the standard;

### Source:

Rabbit

### Isotype:

IgG

### Immunogen Catalog Number:

AG3311

### GenBank Accession Number:

BC028366

### GeneID (NCBI):

80705

### UNIPROT ID:

Q9BZW7

### Full Name:

testis specific, 10

### Calculated MW:

698 aa, 81 kDa

### Observed MW:

81 kDa

### Purification Method:

Antigen affinity purification

### Recommended Dilutions:

WB 1:1000-1:6000

IHC 1:50-1:500

## Applications

### Tested Applications:

WB, IHC, ELISA

### Cited Applications:

WB, IF, IHC

### Species Specificity:

human, mouse, rat

### Cited Species:

human, mouse

**Note-IHC: suggested antigen retrieval with TE buffer pH 9.0; (\*) Alternatively, antigen retrieval may be performed with citrate buffer pH 6.0**

### Positive Controls:

WB : rat testis tissue, mouse testis tissue

IHC : human testis tissue,

## Notable Publications

Author	Pubmed ID	Journal	Application
Yan-Wei Sha	28905369	Clin Genet	WB,IF
Yan-Wei Sha	30298696	Clin Genet	IF
Chong Yin	33240893	Front Cell Dev Biol	WB,IHC

## Storage

### Storage:

Store at -20°C. Stable for one year after shipment.

### Storage Buffer:

PBS with 0.02% sodium azide and 50% glycerol pH 7.3.

Aliquoting is unnecessary for -20°C storage

\*\*\* 20ul sizes contain 0.1% BSA


For technical support and original validation data for this product please contact:

T: 1 (888) 4PTGLAB (1-888-478-4522) (toll free in USA), or 1(312) 455-8498 (outside USA)

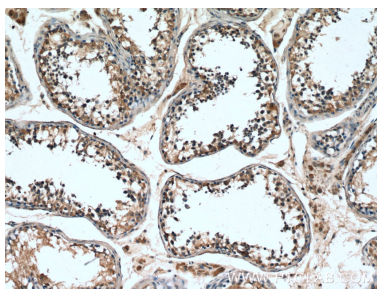
E: [proteintech@ptglab.com](mailto:proteintech@ptglab.com)  
W: [ptglab.com](http://ptglab.com)

This product is exclusively available under Proteintech Group brand and is not available to purchase from any other manufacturer.

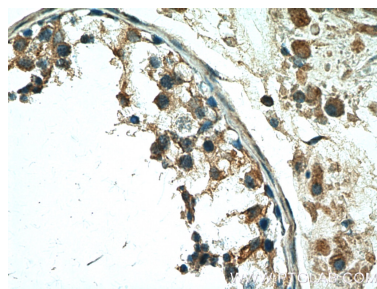
## Selected Validation Data



rat testis tissue were subjected to SDS PAGE followed by western blot with 12593-1-AP (TSGA10 Antibody) at dilution of 1:3000 incubated at room temperature for 1.5 hours.



Immunohistochemical analysis of paraffin-embedded human testis tissue slide using 12593-1-AP (TSGA10 Antibody) at dilution of 1:200 (under 10x lens).



Immunohistochemical analysis of paraffin-embedded human testis tissue slide using 12593-1-AP (TSGA10 Antibody) at dilution of 1:200 (under 40x lens).