

For Research Use Only

SMG5 Polyclonal antibody, PBS Only

Catalog Number: 12694-1-PBS



Basic Information

Catalog Number:

12694-1-PBS

Size:

100ug, Concentration: 1 mg/ml by Nanodrop;

Source:

Rabbit

Isotype:

IgG

Immunogen Catalog Number:

AG3424

GenBank Accession Number:

BC038296

GeneID (NCBI):

23381

UNIPROT ID:

Q9UPR3

Full Name:

Smg-5 homolog, nonsense mediated mRNA decay factor (C. elegans)

Calculated MW:

1016 aa, 114 kDa

Purification Method:

Antigen affinity purification

Applications

Tested Applications:

IHC, IF/ICC, Indirect ELISA

Species Specificity:

human, mouse

Storage

Storage:

Store at -80°C.

Storage Buffer:

PBS only, pH7.3

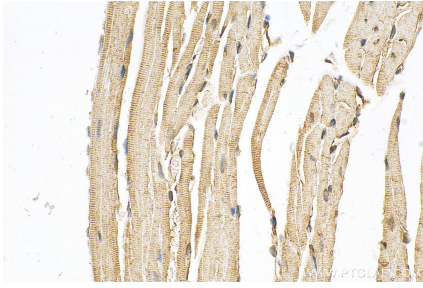
For technical support and original validation data for this product please contact:

T: 1 (888) 4PTGLAB (1-888-478-4522) (toll free in USA), or 1(312) 455-8498 (outside USA)

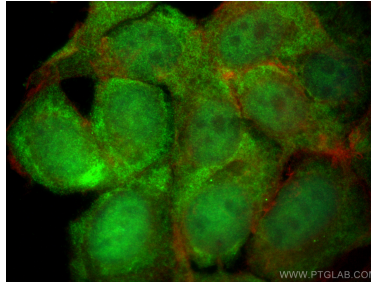
E: proteintech@ptglab.com
W: ptglab.com

This product is exclusively available under Proteintech Group brand and is not available to purchase from any other manufacturer.

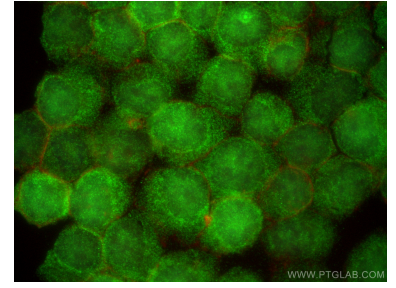
Selected Validation Data



Immunohistochemical analysis of paraffin-embedded mouse heart tissue slide using 12694-1-AP (SMG5 antibody) at dilution of 1:200 (under 40x lens). Heat mediated antigen retrieval with Tris-EDTA buffer (pH 9.0). This data was developed using the same antibody clone with 12694-1-PBS in a different storage buffer formulation.



Immunofluorescent analysis of (4% PFA) fixed MCF-7 cells using SMG5 antibody (12694-1-AP) at dilution of 1:200 and Multi-rAb CoraLite® Plus 488-Goat Anti-Rabbit Recombinant Secondary Antibody (H+L) (RGAR002), CL594-Phalloidin (red). This data was developed using the same antibody clone with 12694-1-PBS in a different storage buffer formulation.



Immunofluorescent analysis of (4% PFA) fixed Jurkat cells using SMG5 antibody (12694-1-AP) at dilution of 1:200 and Multi-rAb CoraLite® Plus 488-Goat Anti-Rabbit Recombinant Secondary Antibody (H+L) (RGAR002), CL594-Phalloidin (red). This data was developed using the same antibody clone with 12694-1-PBS in a different storage buffer formulation.