

For Research Use Only

SKIV2L2 Polyclonal antibody, PBS Only

Catalog Number:12719-2-PBS



Basic Information

Catalog Number:

12719-2-PBS

Size:

100ug , Concentration: 1 mg/ml by Nanodrop;

Source:

Rabbit

Isotype:

IgG

Immunogen Catalog Number:

AG3414

GenBank Accession Number:

BC028604

GeneID (NCBI):

23517

UNIPROT ID:

P42285

Full Name:

superkiller viralicidic activity 2-like 2 (S. cerevisiae)

Calculated MW:

1042 aa, 118 kDa

Observed MW:

118 kDa

Purification Method:

Antigen affinity purification

Applications

Tested Applications:

WB, IHC, IF-P, IP, Indirect ELISA

Species Specificity:

human, mouse, rat

Storage

Storage:

Store at -80°C.

Storage Buffer:

PBS Only


For technical support and original validation data for this product please contact:

T: 1 (888) 4PTGLAB (1-888-478-4522) (toll free in USA), or 1(312) 455-8498 (outside USA)

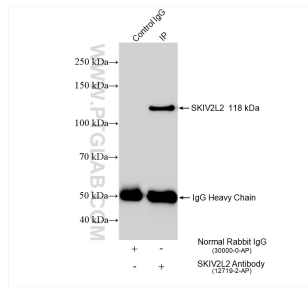
E: proteintech@ptglab.com
W: ptglab.com

This product is exclusively available under Proteintech Group brand and is not available to purchase from any other manufacturer.

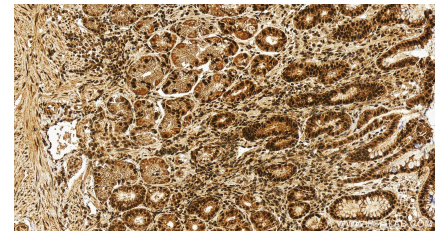
Selected Validation Data



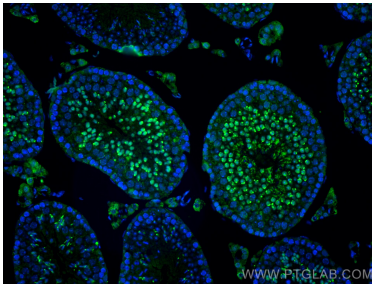
HepG2 cells were subjected to SDS PAGE followed by western blot with 12719-2-AP (SKIV2L2 Antibody) at dilution of 1:4000 incubated at room temperature for 1.5 hours. This data was developed using the same antibody clone with 12719-2-PBS in a different storage buffer formulation.



IP result of anti-SKIV2L2 (IP:12719-2-AP, 4ug; Detection:12719-2-AP 1:6000) with HepG2 cells lysate 1320 ug. This data was developed using the same antibody clone with 12719-2-PBS in a different storage buffer formulation.



Immunohistochemical analysis of paraffin-embedded human stomach tissue slide using 12719-2-AP (SKIV2L2 antibody) at dilution of 1:1000 (under 20x lens). Heat mediated antigen retrieval with Tris-EDTA buffer (pH 9.0). This data was developed using the same antibody clone with 12719-2-PBS in a different storage buffer formulation.



Immunofluorescent analysis of (4% PFA) fixed paraffin-embedded mouse testis tissue using SKIV2L2 antibody (12719-2-AP) at dilution of 1:200 and CoraLite®488-Conjugated Goat Anti-Rabbit IgG(H+L) (SA00013-2). Heat mediated antigen retrieval with Tris-EDTA buffer (pH 9.0). This data was developed using the same antibody clone with 12719-2-PBS in a different storage buffer formulation.