

For Research Use Only

Osteoglycin Polyclonal antibody, PBS Only

Catalog Number: 12755-1-PBS



Basic Information

Catalog Number: 12755-1-PBS	GenBank Accession Number: BC037273	Purification Method: Antigen affinity purification
Size: 100ug , Concentration: 1 mg/ml by Nanodrop;	GeneID (NCBI): 4969	
Source: Rabbit	UNIPROT ID: P20774	
Isotype: IgG	Full Name: osteoglycin	
Immunogen Catalog Number: AG3484	Calculated MW: 298 aa, 34 kDa	
	Observed MW: 34-40 kDa	

Applications

Tested Applications:
WB, IHC, IF/ICC, Indirect ELISA

Species Specificity:
human, mouse, rat

Background Information

This gene encodes a member of the small leucine-rich proteoglycan (SLRP) family of proteins. The encoded protein induces ectopic bone formation in conjunction with transforming growth factor beta and may regulate osteoblast differentiation. High expression of the encoded protein may be associated with elevated heart left ventricular mass. Alternative splicing results in multiple transcript variants which forms proteins with different molecular weight.

Storage


Storage:
Store at -80°C.

Storage Buffer:
PBS Only

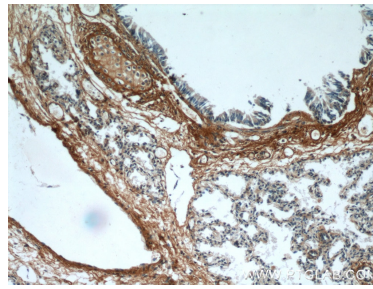
For technical support and original validation data for this product please contact:
T: 1 (888) 4PTGLAB (1-888-478-4522) (toll free in USA), or 1(312) 455-8498 (outside USA) E: proteintech@ptglab.com
W: ptglab.com

This product is exclusively available under Proteintech Group brand and is not available to purchase from any other manufacturer.

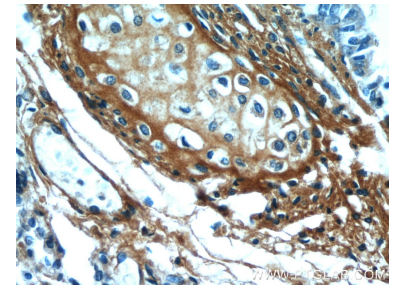
Selected Validation Data



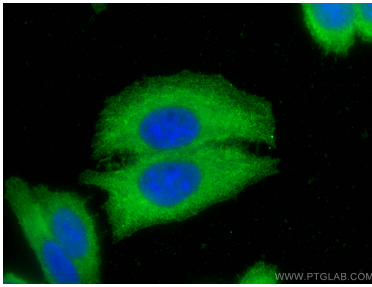
NIH/3T3 cells were subjected to SDS PAGE followed by western blot with 12755-1-AP (Osteoglycin antibody) at dilution of 1:1000 incubated at room temperature for 1.5 hours. This data was developed using the same antibody clone with 12755-1-PBS in a different storage buffer formulation.



Immunohistochemical analysis of paraffin-embedded human lung using 12755-1-AP (Osteoglycin antibody) at dilution of 1:50 (under 10x lens). This data was developed using the same antibody clone with 12755-1-PBS in a different storage buffer formulation.



Immunohistochemical analysis of paraffin-embedded human lung using 12755-1-AP (Osteoglycin antibody) at dilution of 1:50 (under 40x lens). This data was developed using the same antibody clone with 12755-1-PBS in a different storage buffer formulation.



Immunofluorescent analysis of (-20°C Methanol) fixed HepG2 cells using Osteoglycin antibody (12755-1-AP) at dilution of 1:400 and CoraLite®488-Conjugated AffiniPure Goat Anti-Rabbit IgG(H+L). This data was developed using the same antibody clone with 12755-1-PBS in a different storage buffer formulation.