

For Research Use Only

TRPM8 Polyclonal antibody, PBS Only

Catalog Number:12813-1-PBS



Basic Information

Catalog Number: 12813-1-PBS	GenBank Accession Number: BC001135	Purification Method: Antigen affinity purification
Size: 100ug , Concentration: 1 mg/ml by Nanodrop;	GeneID (NCBI): 79054	
Source: Rabbit	UNIPROT ID: Q7Z2W7	
Isotype: IgG	Full Name: transient receptor potential cation channel, subfamily M, member 8	
Immunogen Catalog Number: AG3483	Calculated MW: 1104 aa, 128 kDa	

Applications

Tested Applications:
IHC, IF/ICC, Indirect ELISA

Species Specificity:
human

Background Information

TRPM8, also known as CMR1 (cold-menthol receptor-1), is a nonselective cation channel activated by cold and the cooling substances menthol and icilin (PMID: 11893340; 11882888). It serves as a neuronal sensor of cold temperatures. Functioning TRPM8 channels are required for behavioral responses to innocuous cool, noxious cold, injury-evoked cold hypersensitivity, and cooling-mediated analgesia (PMID: 17538622; 21438154; 16920620; 21984952). Additionally, TRPM8 has also been reported to be involved in thermoregulation and the regulation of basal tear flow (PMID: 21407809; 21076394). TRPM8 is expressed extensively in sensory nerves, human prostate and overexpressed in a variety of cancers including prostate, breast, lung, colon and skin melanomas (PMID: 11325849; 20816009).

Storage

Storage:
Store at -80°C.

Storage Buffer:
PBS only, pH7.3

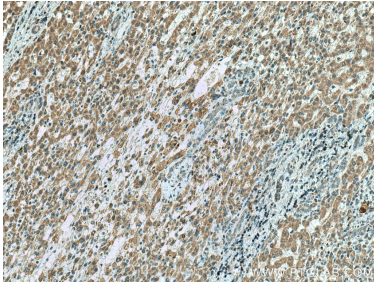
For technical support and original validation data for this product please contact:

T: 1 (888) 4PTGLAB (1-888-478-4522) (toll free in USA), or 1(312) 455-8498 (outside USA)

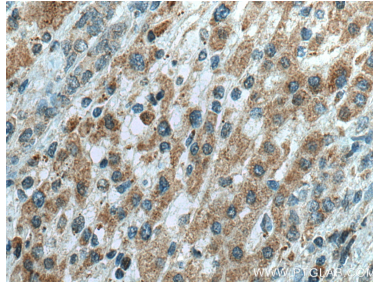
E: proteintech@ptglab.com
W: ptglab.com

This product is exclusively available under Proteintech Group brand and is not available to purchase from any other manufacturer.

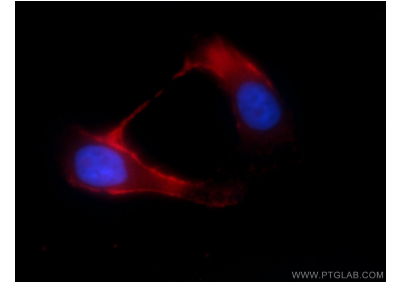
Selected Validation Data



Immunohistochemical analysis of paraffin-embedded human liver cancer tissue slide using 12813-1-AP (TRPM8 antibody) at dilution of 1:200 (under 10x lens). Heat mediated antigen retrieval with Tris-EDTA buffer (pH 9.0). This data was developed using the same antibody clone with 12813-1-PBS in a different storage buffer formulation.



Immunohistochemical analysis of paraffin-embedded human liver cancer tissue slide using 12813-1-AP (TRPM8 antibody) at dilution of 1:200 (under 40x lens). Heat mediated antigen retrieval with Tris-EDTA buffer (pH 9.0). This data was developed using the same antibody clone with 12813-1-PBS in a different storage buffer formulation.



Immunofluorescent analysis of SH-SY5Y cells using 12813-1-AP (TRPM8 antibody) at dilution of 1:25 and Rhodamine-Goat anti-Rabbit IgG. This data was developed using the same antibody clone with 12813-1-PBS in a different storage buffer formulation.