

For Research Use Only

# SIRT7 Polyclonal antibody, PBS Only

Catalog Number: 12994-1-PBS

Featured Product



## Basic Information

**Catalog Number:**

12994-1-PBS

**Size:**

100ug, Concentration: 1 mg/ml by Nanodrop;

**Source:**

Rabbit

**Isotype:**

IgG

**Immunogen Catalog Number:**

AG3656

**GenBank Accession Number:**

BC017305

**GeneID (NCBI):**

51547

**UNIPROT ID:**

Q9NRC8

**Full Name:**

sirtuin (silent mating type information regulation 2 homolog) 7 (S. cerevisiae)

**Calculated MW:**

400 aa, 45 kDa

**Observed MW:**

45 kDa

**Purification Method:**

Antigen affinity purification

## Applications

**Tested Applications:**

WB, IHC, IP, Indirect ELISA

**Species Specificity:**

human, mouse, rat

## Background Information

SIRT7 (NAD-dependent deacetylase sirtuin-7), also known as SIR2L7, is a member of the class IV sirtuin family and is localized to the nucleolus. Expressed throughout the body, SIRT7 associates with rDNA genes where it interacts with histones and acts as a positive regulator of RNA polymerase I (Pol I). SIRT7 is a probable NAD-dependent deacetylase whose expression is upregulated in thyroid carcinoma cells. Overexpression of SIRT7 increases Pol I-mediated transcription, thereby speeding cell growth and contributing to the development of cancer.

## Storage

**Storage:**

Store at -80°C.

**Storage Buffer:**

PBS Only

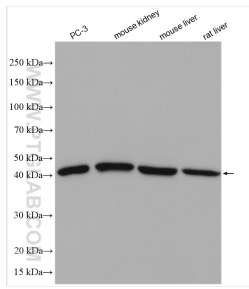
For technical support and original validation data for this product please contact:

T: 1 (888) 4PTGLAB (1-888-478-4522) (toll free in USA), or 1(312) 455-8498 (outside USA)

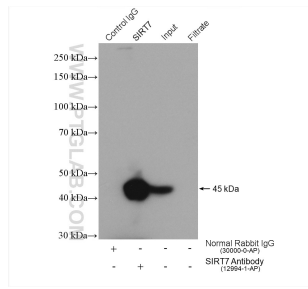
E: [proteintech@ptglab.com](mailto:proteintech@ptglab.com)  
W: [ptglab.com](http://ptglab.com)

**This product is exclusively available under Proteintech Group brand and is not available to purchase from any other manufacturer.**

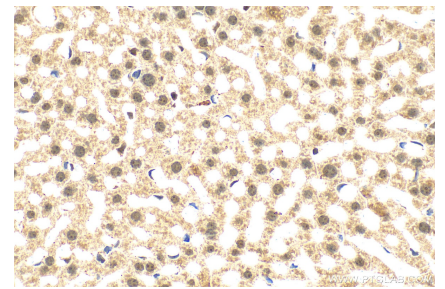
## Selected Validation Data



PC-3 cells were subjected to SDS PAGE followed by western blot with 12994-1-AP (SIRT7 antibody) at dilution of 1:2000 incubated at room temperature for 1.5 hours. This data was developed using the same antibody clone with 12994-1-PBS in a different storage buffer formulation.



IP result of anti-SIRT7 (IP:12994-1-AP, 4ug; Detection:12994-1-AP 1:1000) with PC-3 cells lysate 960 ug. This data was developed using the same antibody clone with 12994-1-PBS in a different storage buffer formulation.



Immunohistochemical analysis of paraffin-embedded mouse liver tissue slide using 12994-1-AP (SIRT7 antibody) at dilution of 1:200 (under 40x lens). Heat mediated antigen retrieval with Tris-EDTA buffer (pH 9.0). This data was developed using the same antibody clone with 12994-1-PBS in a different storage buffer formulation.