

For Research Use Only

# RIAM Polyclonal antibody

Catalog Number: 13500-1-AP

Featured Product

4 Publications



## Basic Information

<b>Catalog Number:</b> 13500-1-AP	<b>GenBank Accession Number:</b> BC035636	<b>Purification Method:</b> Antigen affinity purification
<b>Size:</b> 150ul , Concentration: 1000 µg/ml by Nanodrop;	<b>GeneID (NCBI):</b> 54518	<b>Recommended Dilutions:</b> WB 1:1000-1:4000 IP 0.5-4.0 ug for IP and 1:500-1:1000 for WB
<b>Source:</b> Rabbit	<b>Full Name:</b> amyloid beta (A4) precursor protein-binding, family B, member 1 interacting protein	<b>IHC 1:50-1:500</b>
<b>Isotype:</b> IgG	<b>Calculated MW:</b> 666 aa, 73 kDa	
<b>Immunogen Catalog Number:</b> AG4327	<b>Observed MW:</b> 100 kDa	

## Applications

<b>Tested Applications:</b> IHC, IP, WB, ELISA	<b>Positive Controls:</b>
<b>Cited Applications:</b> IHC, WB	<b>WB:</b> Jurkat cells,
<b>Species Specificity:</b> human, mouse	<b>IP:</b> Jurkat cells,
<b>Cited Species:</b> human, chicken, mouse	<b>IHC:</b> human lymphoma tissue,

**Note-IHC: suggested antigen retrieval with TE buffer pH 9.0; (\*) Alternatively, antigen retrieval may be performed with citrate buffer pH 6.0**

## Background Information

APBB1IP gene encodes a Rap1-GTP-interacting adapter molecule (RIAM) which is an important protein in Rap1-mediated integrin activation and adhesion. Rap1 is a small GTPase frequently activated in tumors such as melanoma and prostate cancer. RIAM is widely expressed with high expression in thymus, spleen, lymph node, bone marrow and peripheral leukocytes. RIAM may function in the signal transduction from Ras activation to actin cytoskeletal remodeling. The observed molecular weight of RIAM is about 100 kDa.

## Notable Publications

Author	Pubmed ID	Journal	Application
Königsberger Sebastian S	20824186	PLoS One	WB
Bingsheng Yang	33574919	Oncol Lett	IHC
Daina Lim	26905930	Immunol Lett	

## Storage

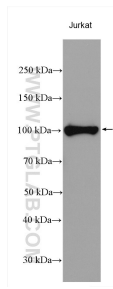
**Storage:**  
Store at -20°C. Stable for one year after shipment.  
**Storage Buffer:**  
PBS with 0.02% sodium azide and 50% glycerol pH 7.3.  
Aliquoting is unnecessary for -20°C storage

\*\*\* 20ul sizes contain 0.1% BSA

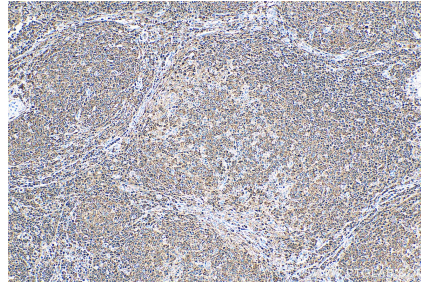
For technical support and original validation data for this product please contact:  
T: 1 (888) 4PTGLAB (1-888-478-4522) (toll free in USA), or 1(312) 455-8498 (outside USA)  
E: proteintech@ptglab.com  
W: ptglab.com

This product is exclusively available under Proteintech Group brand and is not available to purchase from any other manufacturer.

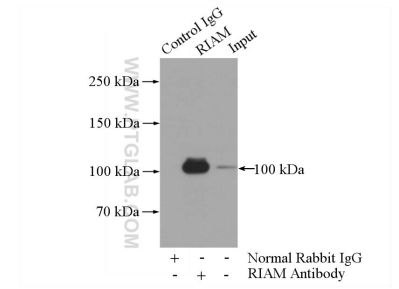
## Selected Validation Data



Jurkat cells were subjected to SDS PAGE followed by western blot with 13500-1-AP (RIAM antibody) at dilution of 1:2000 incubated at room temperature for 1.5 hours.



Immunohistochemical analysis of paraffin-embedded human lymphoma tissue slide using 13500-1-AP (RIAM antibody) at dilution of 1:200 (under 10x lens). Heat mediated antigen retrieval with Tris-EDTA buffer (pH 9.0).



IP Result of anti-RIAM, APBB1IP (IP:13500-1-AP, 5ug; Detection:13500-1-AP 1:500) with Jurkat cells lysate 2400ug.