

For Research Use Only

DHDH Polyclonal antibody

Catalog Number: 13900-1-AP **2 Publications**



Basic Information

Catalog Number: 13900-1-AP	GenBank Accession Number: BC032730	Purification Method: Antigen affinity purification
Size: 150ul , Concentration: 350 ug/ml by Nanodrop and 207 ug/ml by Bradford method using BSA as the standard;	GeneID (NCBI): 27294	Recommended Dilutions: WB 1:500-1:2400 IHC 1:20-1:200
Source: Rabbit	UNIPROT ID: Q9UQ10	
Isotype: IgG	Full Name: dihydrodiol dehydrogenase (dimeric)	
Immunogen Catalog Number: AG4866	Calculated MW: 334 aa, 36 kDa	
	Observed MW: 39 kDa	

Applications

Tested Applications: WB, IHC, ELISA	Positive Controls: WB : mouse testis tissue, IHC : human colon cancer tissue,
Cited Applications: WB	
Species Specificity: human, mouse, rat	
Cited Species: mouse	
Note-IHC: suggested antigen retrieval with TE buffer pH 9.0; (*) Alternatively, antigen retrieval may be performed with citrate buffer pH 6.0	

Notable Publications

Author	Pubmed ID	Journal	Application
LinLin Yang	35830924	J Proteomics	WB
Huai-Liang Wu	39520982	Med	WB

Storage

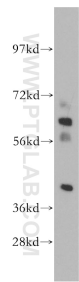
Storage:
Store at -20°C. Stable for one year after shipment.
Storage Buffer:
PBS with 0.02% sodium azide and 50% glycerol pH 7.3.
Aliquoting is unnecessary for -20°C storage

*** 20ul sizes contain 0.1% BSA

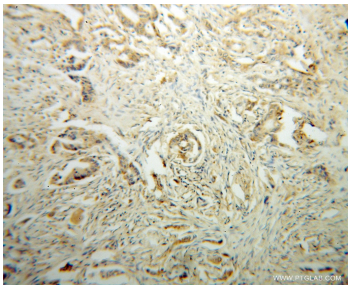
For technical support and original validation data for this product please contact:
T: 1 (888) 4PTGLAB (1-888-478-4522) (toll free in USA), or 1(312) 455-8498 (outside USA)
E: proteintech@ptglab.com
W: ptglab.com

This product is exclusively available under Proteintech Group brand and is not available to purchase from any other manufacturer.

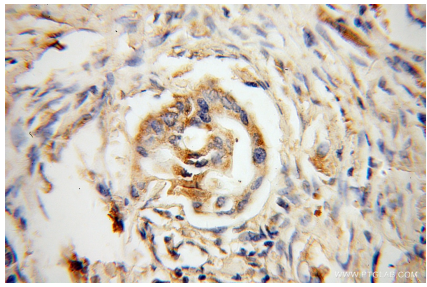
Selected Validation Data



mouse testis tissue were subjected to SDS PAGE followed by western blot with 13900-1-AP (DHDH antibody) at dilution of 1:500 incubated at room temperature for 1.5 hours.



Immunohistochemical analysis of paraffin-embedded human colon cancer using 13900-1-AP (DHDH antibody) at dilution of 1:100 (under 10x lens).



Immunohistochemical analysis of paraffin-embedded human colon cancer using 13900-1-AP (DHDH antibody) at dilution of 1:100 (under 40x lens).