

For Research Use Only

# PPP1R3B Polyclonal antibody, PBS Only

Catalog Number: 14190-1-PBS

Featured Product



## Basic Information

Catalog Number:

14190-1-PBS

Size:

100ug, Concentration: 1 mg/ml by Nanodrop;

Source:

Rabbit

Isotype:

IgG

Immunogen Catalog Number:

AG5521

GenBank Accession Number:

BC043388

GeneID (NCBI):

79660

UNIPROT ID:

Q86X16

Full Name:

protein phosphatase 1, regulatory (inhibitor) subunit 3B

Calculated MW:

33 kDa

Observed MW:

33 kDa

Purification Method:

Antigen affinity purification

## Applications

Tested Applications:

WB, IHC, Indirect ELISA

Species Specificity:

human, mouse

## Storage

Storage:

Store at -80°C.

Storage Buffer:

PBS only, pH7.3


For technical support and original validation data for this product please contact:

T: 1 (888) 4PTGLAB (1-888-478-4522) (toll free in USA), or 1(312) 455-8498 (outside USA)

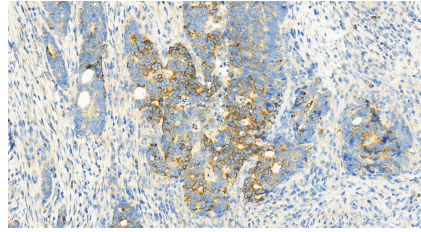
E: [proteintech@ptglab.com](mailto:proteintech@ptglab.com)  
W: [ptglab.com](http://ptglab.com)

This product is exclusively available under Proteintech Group brand and is not available to purchase from any other manufacturer.

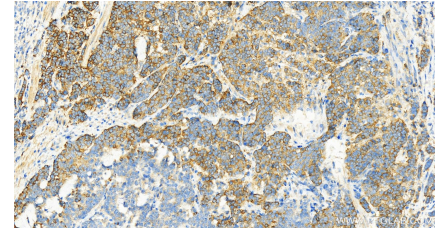
## Selected Validation Data



mouse liver tissue were subjected to SDS PAGE followed by western blot with 14190-1-AP (PPP1R3B antibody) at dilution of 1:2000 incubated at room temperature for 1.5 hours. This data was developed using the same antibody clone with 14190-1-PBS in a different storage buffer formulation.



Immunohistochemical analysis of paraffin-embedded human stomach cancer slide using 14190-1-AP (PPP1R3B antibody) at dilution of 1:400 (under 20x lens). Heat mediated antigen retrieval with Tris-EDTA buffer (pH 9.0). This data was developed using the same antibody clone with 14190-1-PBS in a different storage buffer formulation.



Immunohistochemical analysis of paraffin-embedded human stomach cancer slide using 14190-1-AP (PPP1R3B antibody) at dilution of 1:400 (under 20x lens). Heat mediated antigen retrieval with Tris-EDTA buffer (pH 9.0). This data was developed using the same antibody clone with 14190-1-PBS in a different storage buffer formulation.