

For Research Use Only

ENPP2 Polyclonal antibody

Catalog Number: 14243-1-AP **8 Publications**



Basic Information

Catalog Number: 14243-1-AP	GenBank Accession Number: BC034961	Purification Method: Antigen affinity purification
Size: 150ul , Concentration: 700 µg/ml by Nanodrop;	GeneID (NCBI): 5168	Recommended Dilutions: WB 1:500-1:3000 IP 0.5-4.0 ug for 1.0-3.0 mg of total protein lysate IHC 1:20-1:200
Source: Rabbit	UNIPROT ID: Q13822	
Isotype: IgG	Full Name: ectonucleotide pyrophosphatase/phosphodiesterase 2	
Immunogen Catalog Number: AG5499	Calculated MW: 99 kDa	
	Observed MW: 100-110 kDa	

Applications

Tested Applications:

IHC, IP, WB, ELISA

Cited Applications:

IHC, WB

Species Specificity:

human, mouse, rat

Cited Species:

human, rat, mouse

Positive Controls:

WB : mouse brain tissue, human placenta tissue, mouse kidney tissue, rat brain tissue

IP : mouse brain tissue,

IHC : human liver cancer tissue, human small intestine tissue

Note-IHC: suggested antigen retrieval with TE buffer pH 9.0; (*) Alternatively, antigen retrieval may be performed with citrate buffer pH 6.0

Background Information

ENPP2, Autotaxin or Extracellular lysophospholipase D, is a 863 amino acid secreted protein, which is detected in blood plasma (at protein level) (PubMed:12176993, PubMed:26371182). ENPP2 is Predominantly expressed in brain, placenta, ovary, and small intestine. ENPP2 is expressed in a number of carcinomas such as hepatocellular and prostate carcinoma, neuroblastoma and non-small-cell lung cancer. ENPP2 is expressed in body fluids such as plasma, cerebral spinal fluid (CSF), saliva, follicular and amniotic fluids. The calculated molecular weight of ENPP2 is about 100 kDa (PMID: 22301782), but modified ENPP2 is 120 kDa (PMID: 19808661). ENPP2 Hydrolyzes lysophospholipids to produce the signaling molecule lysophosphatidic acid (LPA) in extracellular fluids (PubMed:15769751, PubMed:26371182, PubMed:27754931).

Notable Publications

Author	Pubmed ID	Journal	Application
Yongjie Jin	34685560	Cells	WB
Gang Ren	36090480	Mol Ther Oncolytics	WB
Fangbo Xia	29950994	Front Pharmacol	WB

Storage

Storage:

Store at -20°C. Stable for one year after shipment.

Storage Buffer:

PBS with 0.02% sodium azide and 50% glycerol pH 7.3.

Aliquoting is unnecessary for -20°C storage

*** 20ul sizes contain 0.1% BSA

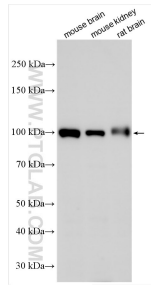
For technical support and original validation data for this product please contact:

T: 1 (888) 4PTGLAB (1-888-478-4522) (toll free in USA), or 1(312) 455-8498 (outside USA)

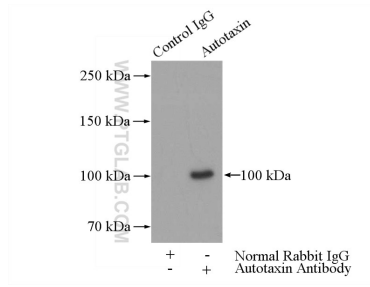
E: proteintech@ptglab.com
W: ptglab.com

This product is exclusively available under Proteintech Group brand and is not available to purchase from any other manufacturer.

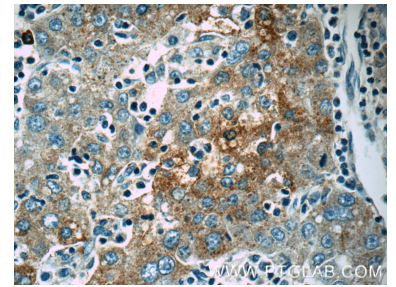
Selected Validation Data



Various lysates were subjected to SDS PAGE followed by western blot with 14243-1-AP (Autotaxin antibody) at dilution of 1:1500 incubated at room temperature for 1.5 hours.



IP result of anti-Autotaxin (IP:14243-1-AP, 5ug; Detection:14243-1-AP 1:500) with mouse brain tissue lysate 4000ug.



Immunohistochemical analysis of paraffin-embedded human liver cancer tissue slide using 14243-1-AP (Autotaxin antibody at dilution of 1:50) (under 40x lens).