

For Research Use Only

# DMRT1 Polyclonal antibody, PBS Only

Catalog Number:14313-1-PBS



## Basic Information

Catalog Number:

14313-1-PBS

Size:

100ug , Concentration: 1 mg/ml by Nanodrop;

Source:

Rabbit

Isotype:

IgG

Immunogen Catalog Number:

AG5547

GenBank Accession Number:

BC040847

GeneID (NCBI):

1761

UNIPROT ID:

Q9Y5R6

Full Name:

doublesex and mab-3 related transcription factor 1

Calculated MW:

39 kDa

Observed MW:

39 kDa

Purification Method:

Antigen affinity purification

## Applications

Tested Applications:

WB, IHC, IF-P, IP, Indirect ELISA

Species Specificity:

human, mouse, rat

## Background Information

DMRT1, also named DMT1, belongs to the DMRT family. DMRT1 is one of the most conserved transcription factors in a variety of species and is involved in sex determination and germ cell differentiation. DMRT1 prevents the sexual switch from male to female, represses pluripotency, and balances mitosis versus meiosis. DMRT1 also maintains spermatogenesis and replenishes mGSCs by collaborating with Plzf and Sal-like protein 4 (PMID: 33420764). DMRT1 has 3 isoforms with the molecular mass of 18, 29, and 39 kDa.

## Storage

Storage:

Store at -80°C.

Storage Buffer:

PBS Only

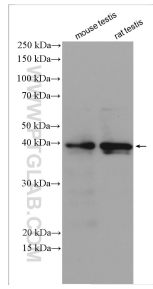
For technical support and original validation data for this product please contact:

T: 1 (888) 4PTGLAB (1-888-478-4522) (toll free in USA), or 1(312) 455-8498 (outside USA)

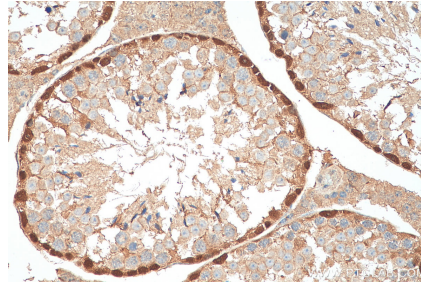
E: [proteintech@ptglab.com](mailto:proteintech@ptglab.com)  
W: [ptglab.com](http://ptglab.com)

This product is exclusively available under Proteintech Group brand and is not available to purchase from any other manufacturer.

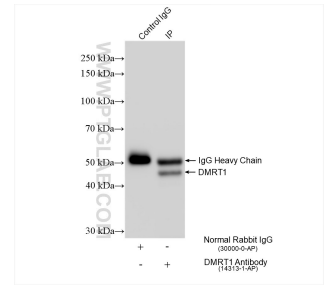
## Selected Validation Data



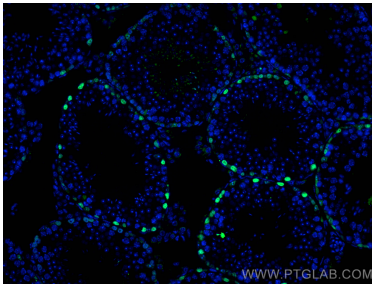
Various lysates were subjected to SDS PAGE followed by western blot with 14313-1-AP (DMRT1 antibody) at dilution of 1:1000 incubated at room temperature for 1.5 hours. This data was developed using the same antibody clone with 14313-1-PBS in a different storage buffer formulation.



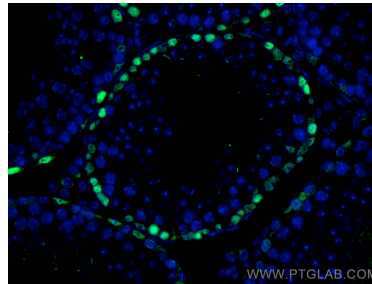
Immunohistochemical analysis of paraffin-embedded mouse testis tissue slide using 14313-1-AP (DMRT1 antibody) at dilution of 1:200 (under 40x lens). Heat mediated antigen retrieval with Tris-EDTA buffer (pH 9.0). This data was developed using the same antibody clone with 14313-1-PBS in a different storage buffer formulation.



IP result of anti-DMRT1 (IP:14313-1-AP, 4ug; Detection:14313-1-AP 1:500) with mouse testis tissue lysate 2400 ug. This data was developed using the same antibody clone with 14313-1-PBS in a different storage buffer formulation.



Immunofluorescent analysis of (4% PFA) fixed paraffin-embedded mouse testis tissue using DMRT1 antibody (14313-1-AP) at dilution of 1:200 and CoraLite®488-Conjugated AffiniPure Goat Anti-Rabbit IgG(H+L). Heat mediated antigen retrieval with Tris-EDTA buffer (pH 9.0). This data was developed using the same antibody clone with 14313-1-PBS in a different storage buffer formulation.



Immunofluorescent analysis of (4% PFA) fixed paraffin-embedded mouse testis tissue using DMRT1 antibody (14313-1-AP) at dilution of 1:200 and CoraLite®488-Conjugated AffiniPure Goat Anti-Rabbit IgG(H+L). Heat mediated antigen retrieval with Tris-EDTA buffer (pH 9.0). This data was developed using the same antibody clone with 14313-1-PBS in a different storage buffer formulation.