

For Research Use Only

Perilipin-2 Polyclonal antibody, PBS Only

Catalog Number: 15294-1-PBS

Featured Product



Basic Information

Catalog Number:

15294-1-PBS

Size:

100ug, Concentration: 1 mg/ml by Nanodrop;

Source:

Rabbit

Isotype:

IgG

Immunogen Catalog Number:

AG7539

GenBank Accession Number:

BC005127

GeneID (NCBI):

123

UNIPROT ID:

Q99541

Full Name:

adipose differentiation-related protein

Calculated MW:

48 kDa

Observed MW:

45-48 kDa

Purification Method:

Antigen affinity purification

Applications

Tested Applications:

WB, IHC, IF/ICC, ELISA

Species Specificity:

human, mouse, rat

Background Information

ADRP (adipocyte differentiation related protein) also known as ADFP, adipophilin, or perilipin-2, is a member of PAT family which is responsible for the transportation of lipids and the formation of lipid droplets. ADRP is localized on the surface of lipid droplets in a variety of tissues and cell lines. ADRP is not detected in undifferentiated cells but increases rapidly to high levels when adipocyte precursors differentiate into adipocytes. Anti-ADRP antibody is a reliable and sensitive marker for lipid droplet. Enhanced expression of ADRP is linked to diseases with abnormal lipid storage, including hepatic steatosis, atherosclerosis and diabetes. Immunohistochemistry of ADRP may facilitate histomorphological diagnosis of these diseases. This antibody is not suitable for immunofluorescence staining of frozen sections.

Storage

Storage:

Store at -80°C.

Storage Buffer:

PBS only, pH7.3

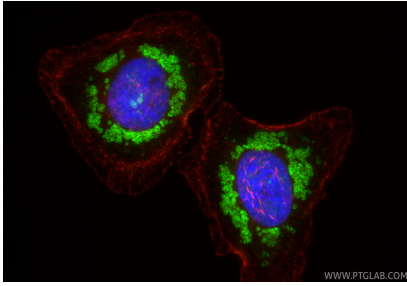
For technical support and original validation data for this product please contact:

T: 1 (888) 4PTGLAB (1-888-478-4522) (toll free in USA), or 1(312) 455-8498 (outside USA)

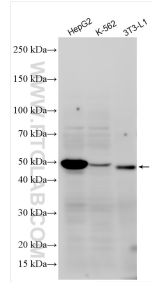
E: proteintech@ptglab.com
W: ptglab.com

This product is exclusively available under Proteintech Group brand and is not available to purchase from any other manufacturer.

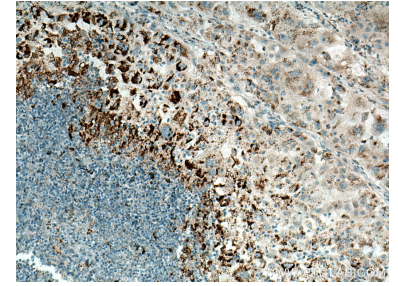
Selected Validation Data



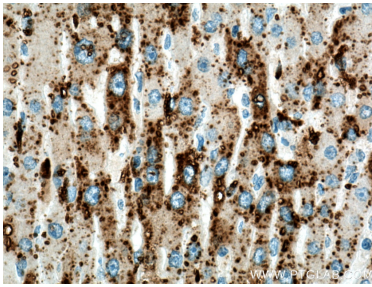
Immunofluorescent analysis of (-20°C Ethanol) fixed oleic acid treated HeLa cells using Perilipin-2 antibody (15294-1-AP) at dilution of 1:400 and CoraLite®488-Conjugated Goat Anti-Rabbit IgG(H+L) (SA00013-2), CL594-Phalloidin (red). This data was developed using the same antibody clone with 15294-1-PBS in a different storage buffer formulation.



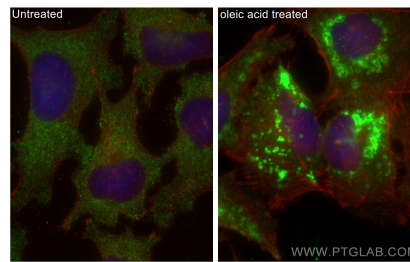
Various lysates were subjected to SDS PAGE followed by western blot with 15294-1-AP (Perilipin-2 antibody) at dilution of 1:8000 incubated at room temperature for 1.5 hours. This data was developed using the same antibody clone with 15294-1-PBS in a different storage buffer formulation.



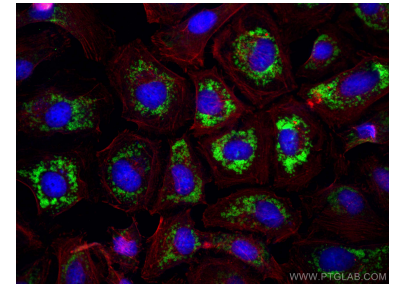
Immunohistochemical analysis of paraffin-embedded human liver cancer tissue slide using 15294-1-AP (ADRP/Perilipin 2 antibody) at dilution of 1:200 (under 10x lens). Heat mediated antigen retrieval with Tris-EDTA buffer (pH 9.0). This data was developed using the same antibody clone with 15294-1-PBS in a different storage buffer formulation.



Immunohistochemical analysis of paraffin-embedded human liver cancer tissue slide using 15294-1-AP (ADRP/Perilipin 2 antibody) at dilution of 1:200 (under 40x lens). Heat mediated antigen retrieval with Tris-EDTA buffer (pH 9.0). This data was developed using the same antibody clone with 15294-1-PBS in a different storage buffer formulation.



Immunofluorescent analysis of (-20°C Ethanol) fixed oleic acid treated HeLa cells using ADRP/Perilipin 2 antibody (15294-1-AP) at dilution of 1:400 and CoraLite®488-Conjugated AffiniPure Goat Anti-Rabbit IgG(H+L), CL594-Phalloidin (red). This data was developed using the same antibody clone with 15294-1-PBS in a different storage buffer formulation.



Immunofluorescent analysis of (-20°C Ethanol) fixed oleic acid treated HeLa cells using ADRP/Perilipin-2 antibody (15294-1-AP) at dilution of 1:200 and Multi-rAb CoraLite® Plus 488-Goat Anti-Rabbit Recombinant Secondary Antibody (H+L) (RGAR002), CL594-phalloidin (red). This data was developed using the same antibody clone with 15294-1-PBS in a different storage buffer formulation.