

For Research Use Only

PPIL3 Polyclonal antibody

Catalog Number: 15671-1-AP



Basic Information

Catalog Number: 15671-1-AP	GenBank Accession Number: BC007693	Purification Method: Antigen affinity purification
Size: 150ul , Concentration: 600 µg/ml by Nanodrop;	GeneID (NCBI): 53938	Recommended Dilutions: WB 1:500-1:2000 IHC 1:50-1:500
Source: Rabbit	Full Name: peptidylprolyl isomerase (cyclophilin)-like 3	
Isotype: IgG	Calculated MW: 161 aa, 18 kDa	
Immunogen Catalog Number: AG8137		

Applications

Tested Applications: IHC, WB, ELISA	Positive Controls:
Species Specificity: human, mouse, rat	WB : HCT 116 cells, mouse brain tissue, mouse liver tissue
Note-IHC: suggested antigen retrieval with TE buffer pH 9.0; (*) Alternatively, antigen retrieval may be performed with citrate buffer pH 6.0	IHC : human kidney tissue, human gliomas tissue

Background Information

Storage


Storage:
Store at -20°C. Stable for one year after shipment.
Storage Buffer:
PBS with 0.02% sodium azide and 50% glycerol pH 7.3.
Aliquoting is unnecessary for -20°C storage

*** 20ul sizes contain 0.1% BSA

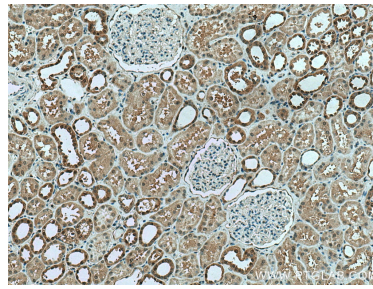
For technical support and original validation data for this product please contact:
T: 1 (888) 4PTGLAB (1-888-478-4522) (toll free in USA), or 1(312) 455-8498 (outside USA) E: proteintech@ptglab.com
W: ptglab.com

This product is exclusively available under Proteintech Group brand and is not available to purchase from any other manufacturer.

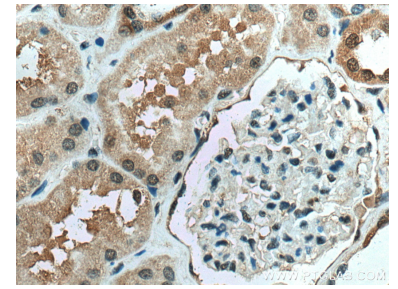
Selected Validation Data



Various lysates were subjected to SDS PAGE followed by western blot with 15671-1-AP (PPIL3 antibody) at dilution of 1:1000 incubated at room temperature for 1.5 hours.



Immunohistochemical analysis of paraffin-embedded human kidney tissue slide using 15671-1-AP (PPIL3 antibody) at dilution of 1:200 (under 10x lens). Heat mediated antigen retrieval with Tris-EDTA buffer (pH 9.0).



Immunohistochemical analysis of paraffin-embedded human kidney tissue slide using 15671-1-AP (PPIL3 antibody) at dilution of 1:200 (under 40x lens). Heat mediated antigen retrieval with Tris-EDTA buffer (pH 9.0).