

For Research Use Only

UBE2H Polyclonal antibody

Catalog Number: 15685-1-AP



Basic Information

Catalog Number: 15685-1-AP	GenBank Accession Number: BC006277	Purification Method: Antigen affinity purification
Size: 150ul , Concentration: 450 µg/ml by Nanodrop;	GeneID (NCBI): 7328	Recommended Dilutions: WB 1:500-1:2000 IHC 1:20-1:200
Source: Rabbit	Full Name: ubiquitin-conjugating enzyme E2H (UBC8 homolog, yeast)	
Isotype: IgG	Calculated MW: 183 aa, 21 kDa	
Immunogen Catalog Number: AG8187	Observed MW: 21 kDa	

Applications

Tested Applications:

IHC, WB, ELISA

Species Specificity:

human, mouse, rat

Note-IHC: suggested antigen retrieval with TE buffer pH 9.0; (*) Alternatively, antigen retrieval may be performed with citrate buffer pH 6.0

Positive Controls:

WB : HEK-293 cells, mouse brain tissue, mouse kidney tissue, HeLa cells, rat brain tissue, rat kidney tissue

IHC : human colon tissue,

Background Information

Storage

Storage:

Store at -20°C. Stable for one year after shipment.

Storage Buffer:

PBS with 0.02% sodium azide and 50% glycerol pH 7.3.

Aliquoting is unnecessary for -20°C storage

*** 20ul sizes contain 0.1% BSA


For technical support and original validation data for this product please contact:

T: 1 (888) 4PTGLAB (1-888-478-4522) (toll free in USA), or 1(312) 455-8498 (outside USA)

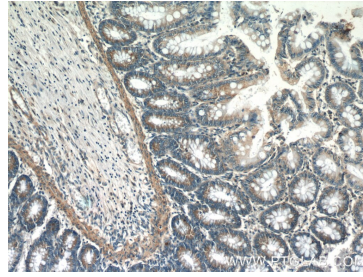
E: proteintech@ptglab.com
W: ptglab.com

This product is exclusively available under Proteintech Group brand and is not available to purchase from any other manufacturer.

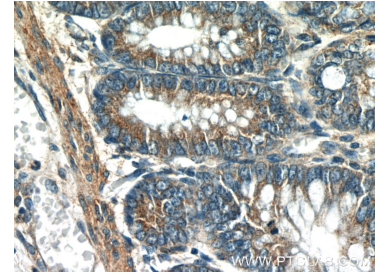
Selected Validation Data



Various lysates were subjected to SDS PAGE followed by western blot with 15685-1-AP (UBE2H antibody) at dilution of 1:1000 incubated at room temperature for 1.5 hours.



Immunohistochemical analysis of paraffin-embedded human colon slide using 15685-1-AP (UBE2H Antibody) at dilution of 1:50.



Immunohistochemical analysis of paraffin-embedded human colon slide using 15685-1-AP (UBE2H Antibody) at dilution of 1:50.