

For Research Use Only

NMT2 Polyclonal antibody, PBS Only

Catalog Number:15720-1-PBS



Basic Information

Catalog Number:

15720-1-PBS

Size:

100ug, Concentration: 1 mg/ml by Nanodrop;

Source:

Rabbit

Isotype:

IgG

Immunogen Catalog Number:

AG8438

GenBank Accession Number:

BC006376

GeneID (NCBI):

9397

UNIPROT ID:

O60551

Full Name:

N-myristoyltransferase 2

Calculated MW:

529aa,60 kDa; 498aa,57 kDa

Observed MW:

56-60 kDa

Purification Method:

Antigen affinity purification

Applications

Tested Applications:

WB, IHC, IF/ICC, Indirect ELISA

Species Specificity:

human, mouse, rat

Storage

Storage:

Store at -80°C.

Storage Buffer:

PBS only, pH7.3

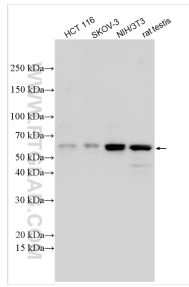
For technical support and original validation data for this product please contact:

T: 1 (888) 4PTGLAB (1-888-478-4522) (toll free in USA), or 1(312) 455-8498 (outside USA)

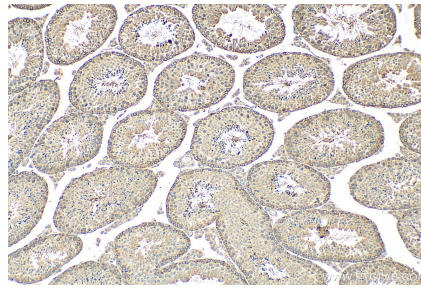
E: proteintech@ptglab.com
W: ptglab.com

This product is exclusively available under Proteintech Group brand and is not available to purchase from any other manufacturer.

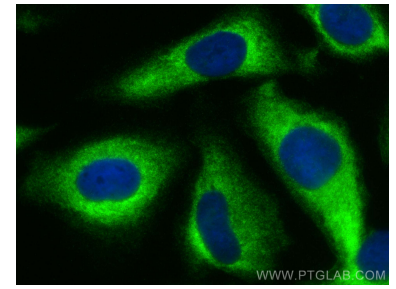
Selected Validation Data



Various lysates were subjected to SDS PAGE followed by western blot with 15720-1-AP (NMT2 antibody) at dilution of 1:2000 incubated at room temperature for 1.5 hours. This data was developed using the same antibody clone with 15720-1-PBS in a different storage buffer formulation.



Immunohistochemical analysis of paraffin-embedded mouse testis tissue slide using 15720-1-AP (NMT2 antibody) at dilution of 1:200 (under 10x lens). Heat mediated antigen retrieval with Tris-EDTA buffer (pH 9.0). This data was developed using the same antibody clone with 15720-1-PBS in a different storage buffer formulation.



Immunofluorescent analysis of (-20°C Methanol) fixed U2OS cells using NMT2 antibody (15720-1-AP) at dilution of 1:400 and CoraLite®488-Conjugated AffiniPure Goat Anti-Rabbit IgG(H+L) (SA00013-2). This data was developed using the same antibody clone with 15720-1-PBS in a different storage buffer formulation.