

TRBP Polyclonal antibody

Catalog Number: 15753-1-AP

Featured Product

20 Publications

Basic Information

Catalog Number:

15753-1-AP

Size:

150ul, Concentration: 900 µg/ml by Nanodrop and 420 µg/ml by Bradford method using BSA as the standard;

Source:

Rabbit

Isotype:

IgG

Immunogen Catalog Number:

AG8255

GenBank Accession Number:

BC005860

GeneID (NCBI):

6895

UNIPROT ID:

Q15633

Full Name:

TAR (HIV-1) RNA binding protein 2

Calculated MW:

39 kDa

Observed MW:

43-46 kDa

Purification Method:

Antigen affinity purification

Recommended Dilutions:

WB 1:500-1:2000

IP 0.5-4.0 µg for 1.0-3.0 mg of total protein lysate

IHC 1:20-1:200

IF 1:10-1:100

Applications

Tested Applications:

IF, IHC, IP, WB, ELISA

Cited Applications:

IF, IP, RIP, WB

Species Specificity:

human, mouse, rat

Cited Species:

human, mouse

Note-IHC: suggested antigen retrieval with TE buffer pH 9.0; (*) Alternatively, antigen retrieval may be performed with citrate buffer pH 6.0

Positive Controls:

WB: HepG2 cells, mouse liver tissue, mouse spleen tissue

IP: mouse liver tissue,

IHC: human brain tissue, human kidney tissue, human ovary tissue, human placenta tissue, human spleen tissue, human testis tissue

IF: HeLa cells,

Background Information

TARBP2 is a component of the RISC loading complex (RLC), also known as the micro-RNA (miRNA) loading complex (miRLC). Within the complex, TARBP2 and DICER1 are required to process precursor miRNAs (pre-miRNA) to mature miRNA and then load them onto EIF2C2/AGO2. It may have a role in the production of short interfering RNAs (siRNAs) from double-stranded RNA (dsRNA) by DICER1. Otherwise, it binds to the HIV-1 TAR RNA that is located in the long terminal repeat (LTR) of HIV-1, and stimulates translation of TAR-containing RNAs. The endogenous TRBP that was present in HEK293 cells, with apparent molecular masses of 43-46 kDa, are expressed in human cells. (PMID: 16142218)

Notable Publications

Author	Pubmed ID	Journal	Application
Sirwan Sleman	36179070	Viral Immunol	WB, IP
Hailong Zhang	34518544	Nat Commun	WB
Zachary C E Hawley	33137311	J Mol Biol	WB

Storage

Storage:

Store at -20°C. Stable for one year after shipment.

Storage Buffer:

PBS with 0.02% sodium azide and 50% glycerol pH 7.3.

Aliquoting is unnecessary for -20°C storage

*** 20ul sizes contain 0.1% BSA

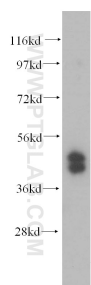
For technical support and original validation data for this product please contact:

T: 1 (888) 4PTGLAB (1-888-478-4522) (toll free in USA), or 1(312) 455-8498 (outside USA)

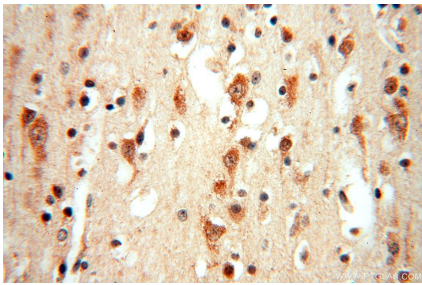
E: proteintech@ptglab.com
W: ptglab.com

This product is exclusively available under Proteintech Group brand and is not available to purchase from any other manufacturer.

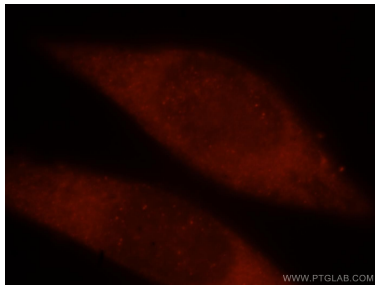
Selected Validation Data



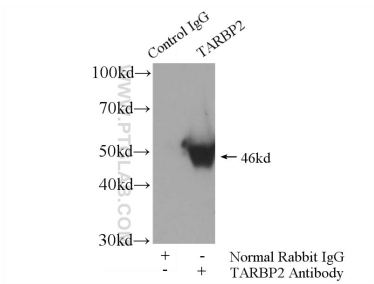
HepG2 cells were subjected to SDS PAGE followed by western blot with 15753-1-AP (TRBP antibody) at dilution of 1:1000 incubated at room temperature for 1.5 hours.



Immunohistochemical analysis of paraffin-embedded human brain using 15753-1-AP (TRBP antibody) at dilution of 1:100 (under 40x lens).



Immunofluorescent analysis of HeLa cells, using TARBP2 antibody 15753-1-AP at 1:25 dilution and Rhodamine-labeled goat anti-rabbit IgG (red).



IP result of anti-TRBP (IP:15753-1-AP, 4ug; Detection:15753-1-AP 1:1500) with mouse liver tissue lysate 6400ug.