

For Research Use Only

# TGM4 Polyclonal antibody

Catalog Number: 15847-1-AP



## Basic Information

**Catalog Number:**

15847-1-AP

**Size:**

150ul , Concentration: 400 ug/ml by Nanodrop and 300 ug/ml by Bradford method using BSA as the standard;

**Source:**

Rabbit

**Isotype:**

IgG

**Immunogen Catalog Number:**

AG8608

**GenBank Accession Number:**

BC007003

**GeneID (NCBI):**

7047

**UNIPROT ID:**

P49221

**Full Name:**

transglutaminase 4 (prostate)

**Calculated MW:**

684 aa, 77 kDa

**Observed MW:**

68-70 kDa

**Purification Method:**

Antigen affinity purification

**Recommended Dilutions:**

WB 1:500-1:1000

IHC 1:20-1:200

## Applications

**Tested Applications:**

WB, IHC, ELISA

**Species Specificity:**

human, mouse, rat

**Note-IHC: suggested antigen retrieval with *TE buffer pH 9.0; (\*) Alternatively, antigen retrieval may be performed with citrate buffer pH 6.0***

**Positive Controls:**

**WB :** mouse testis tissue, human testis tissue, HeLa cells, PC-3 cells, rat testis tissue

**IHC :** human testis tissue, human brain tissue, human kidney tissue, human ovary tissue, human placenta tissue

## Storage

**Storage:**

Store at -20°C. Stable for one year after shipment.

**Storage Buffer:**

PBS with 0.02% sodium azide and 50% glycerol pH 7.3.

Aliquoting is unnecessary for -20°C storage

\*\*\* 20ul sizes contain 0.1% BSA


For technical support and original validation data for this product please contact:

T: 1 (888) 4PTGLAB (1-888-478-4522) (toll free in USA), or 1(312) 455-8498 (outside USA)

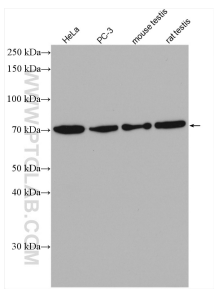
E: [proteintech@ptglab.com](mailto:proteintech@ptglab.com)  
W: [ptglab.com](http://ptglab.com)

This product is exclusively available under Proteintech Group brand and is not available to purchase from any other manufacturer.

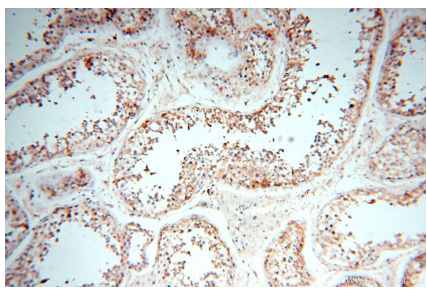
## Selected Validation Data



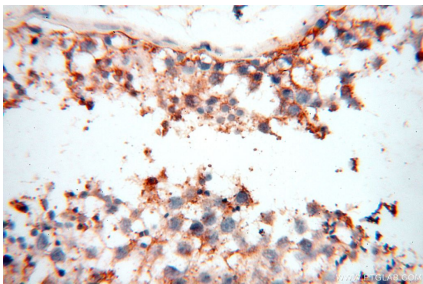
mouse testis tissue were subjected to SDS PAGE followed by western blot with 15847-1-AP (TGM4 antibody) at dilution of 1:1000 incubated at room temperature for 1.5 hours.



Various lysates were subjected to SDS PAGE followed by western blot with 15847-1-AP (TGM4 antibody) at dilution of 1:3000 incubated at room temperature for 1.5 hours.



Immunohistochemical analysis of paraffin-embedded human testis using 15847-1-AP (TGM4 antibody) at dilution of 1:100 (under 10x lens).



Immunohistochemical analysis of paraffin-embedded human testis using 15847-1-AP (TGM4 antibody) at dilution of 1:100 (under 40x lens).