

For Research Use Only

# PLN Polyclonal antibody, PBS Only

Catalog Number:15873-1-PBS



## Basic Information

Catalog Number:

15873-1-PBS

Size:

100ug , Concentration: 1 mg/ml by  
Nanodrop;

Source:

Rabbit

Isotype:

IgG

Immunogen Catalog Number:

AG8632

GenBank Accession Number:

BC005269

GeneID (NCBI):

5350

UNIPROT ID:

P26678

Full Name:

phospholamban

Calculated MW:

52 aa, 6 kDa

Observed MW:

10 kDa, 25 kDa

Purification Method:

Antigen affinity purification

## Applications

Tested Applications:

WB, IHC, Indirect ELISA

Species Specificity:

human, mouse, rat

## Background Information

Phospholamban (PLN) is a 52-amino-acid transmembrane protein found in the sarcoplasmic reticulum (SR) of cardiac muscle cells. It has been postulated to regulate the activity of the calcium pump of cardiac sarcoplasmic reticulum. Phospholamban has a homopentamer form(25-27 kDa).

## Storage

Storage:

Store at -80°C.

Storage Buffer:

PBS only, pH7.3


For technical support and original validation data for this product please contact:

T: 1 (888) 4PTGLAB (1-888-478-4522) (toll free  
in USA), or 1(312) 455-8498 (outside USA)

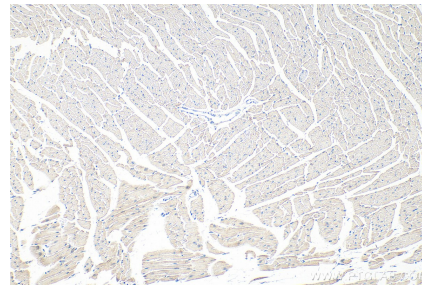
E: [proteintech@ptglab.com](mailto:proteintech@ptglab.com)  
W: [ptglab.com](http://ptglab.com)

This product is exclusively available under Proteintech Group brand and is not available to purchase from any other manufacturer.

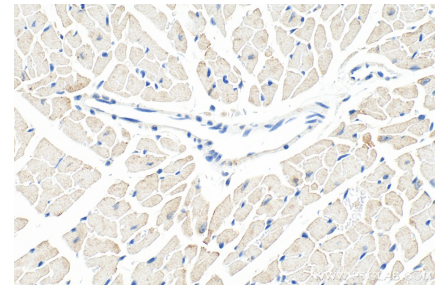
## Selected Validation Data



Various lysates were subjected to SDS PAGE followed by western blot with 15873-1-AP (PLN antibody) at dilution of 1:1500 incubated at room temperature for 1.5 hours. This data was developed using the same antibody clone with 15873-1-PBS in a different storage buffer formulation.



Immunohistochemical analysis of paraffin-embedded mouse heart tissue slide using 15873-1-AP (PLN antibody) at dilution of 1:400 (under 10x lens). Heat mediated antigen retrieval with Tris-EDTA buffer (pH 9.0). This data was developed using the same antibody clone with 15873-1-PBS in a different storage buffer formulation.



Immunohistochemical analysis of paraffin-embedded mouse heart tissue slide using 15873-1-AP (PLN antibody) at dilution of 1:400 (under 40x lens). Heat mediated antigen retrieval with Tris-EDTA buffer (pH 9.0). This data was developed using the same antibody clone with 15873-1-PBS in a different storage buffer formulation.