

For Research Use Only

NUP54 Polyclonal antibody, PBS Only

Catalog Number:16232-1-PBS



Basic Information

Catalog Number:

16232-1-PBS

Size:

100ug , Concentration: 1 mg/ml by
Nanodrop;

Source:

Rabbit

Isotype:

IgG

Immunogen Catalog Number:

AG8882

GenBank Accession Number:

BC012559

GeneID (NCBI):

53371

UNIPROT ID:

Q7Z3B4

Full Name:

nucleoporin 54kDa

Calculated MW:

507 aa, 55 kDa

Observed MW:

55 kDa

Purification Method:

Antigen affinity purification

Applications

Tested Applications:

WB, IHC, IF/ICC, Indirect ELISA

Species Specificity:

human, mouse, rat

Storage

Storage:

Store at -80°C.

Storage Buffer:

PBS Only

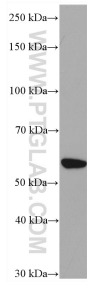
For technical support and original validation data for this product please contact:

T: 1 (888) 4PTGLAB (1-888-478-4522) (toll free
in USA), or 1(312) 455-8498 (outside USA)

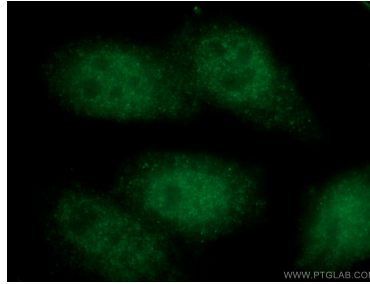
E: proteintech@ptglab.com
W: ptglab.com

This product is exclusively available under Proteintech Group brand and is not available to purchase from any other manufacturer.

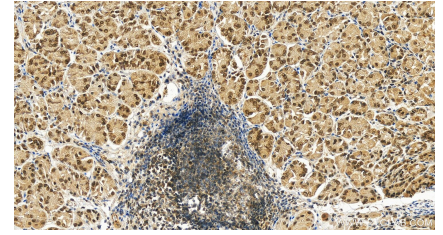
Selected Validation Data



HeLa cells were subjected to SDS PAGE followed by western blot with 16232-1-AP (NUP54 antibody) at dilution of 1:2000 incubated at room temperature for 1.5 hours. This data was developed using the same antibody clone with 16232-1-PBS in a different storage buffer formulation.



Immunofluorescent analysis of (4% PFA) fixed HepG2 cells using 16232-1-AP (NUP54 antibody) at dilution of 1:50 and Alexa Fluor 488-conjugated AffiniPure Goat Anti-Rabbit IgG(H+L). This data was developed using the same antibody clone with 16232-1-PBS in a different storage buffer formulation.



Immunohistochemical analysis of paraffin-embedded human stomach tissue slide using 16232-1-AP (NUP54 antibody) at dilution of 1:400 (under 20x lens). Heat mediated antigen retrieval with Tris-EDTA buffer (pH 9.0). This data was developed using the same antibody clone with 16232-1-PBS in a different storage buffer formulation.