

For Research Use Only

ALKBH5 Polyclonal antibody

Catalog Number: 16837-1-AP

Featured Product

168 Publications



Basic Information

Catalog Number:

16837-1-AP

Size:

150ul, Concentration: 800 ug/ml by Nanodrop;

Source:

Rabbit

Isotype:

IgG

Immunogen Catalog Number:

AG10516

GenBank Accession Number:

BC062339

GeneID (NCBI):

54890

UNIPROT ID:

Q6P6C2

Full Name:

alkB, alkylation repair homolog 5 (E. coli)

Calculated MW:

458 aa, 51 kDa

Observed MW:

40-50 kDa

Purification Method:

Antigen affinity purification

Recommended Dilutions:

WB 1:2000-1:10000

IHC 1:50-1:500

Applications

Tested Applications:

WB, IHC, ELISA

Cited Applications:

WB, IHC, IF, CoIP, RIP

Species Specificity:

human, mouse, rat

Cited Species:

human, mouse, rat, pig, chicken, bovine

Note-IHC: suggested antigen retrieval with TE buffer pH 9.0; (*) Alternatively, antigen retrieval may be performed with citrate buffer pH 6.0

Positive Controls:

WB : HeLa cells, HEK-293 cells, mouse brain tissue, rat brain tissue

IHC : human testis tissue, human lung cancer tissue, mouse testis tissue

Background Information

ALKBH5, also named as ABH5 and OFOX1, is a Dioxygenase that demethylates RNA by oxidative demethylation. It is a mammalian demethylase that oxidatively reverses m6A in mRNA in vitro and in vivo. ALKBH5 is required for spermatogenesis. There're some isoforms of ALKBH5 with MW 40-44 kDa and 52 kDa.

Notable Publications

Author	Pubmed ID	Journal	Application
Menghui Xu	36290677	Antioxidants (Basel)	WB
Kusuma Suphakhong	36183833	J Biol Chem	WB
Zuzana Cockova	34491720	ACS Chem Neurosci	WB

Storage

Storage:

Store at -20°C. Stable for one year after shipment.

Storage Buffer:

PBS with 0.02% sodium azide and 50% glycerol

Aliquoting is unnecessary for -20°C storage

*** 20ul sizes contain 0.1% BSA

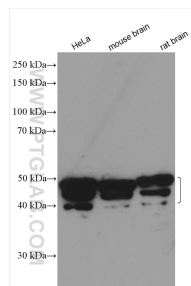
For technical support and original validation data for this product please contact:

T: 1 (888) 4PTGLAB (1-888-478-4522) (toll free in USA), or 1(312) 455-8498 (outside USA)

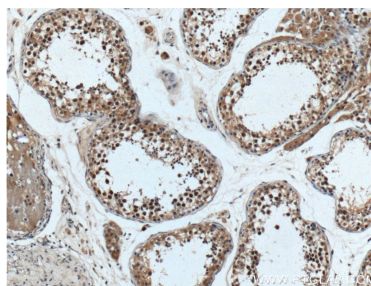
E: proteintech@ptglab.com
W: ptglab.com

This product is exclusively available under Proteintech Group brand and is not available to purchase from any other manufacturer.

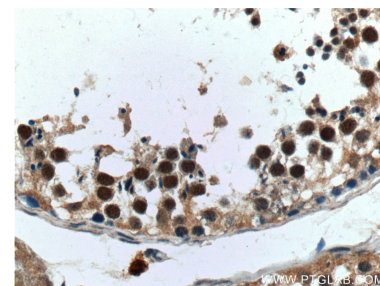
Selected Validation Data



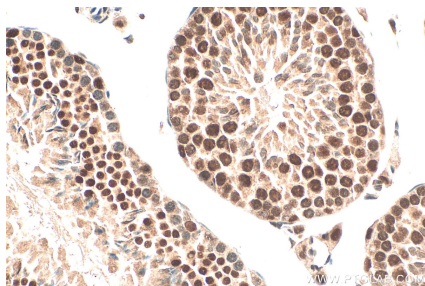
Various lysates were subjected to SDS PAGE followed by western blot with 16837-1-AP (ALKBH5 antibody) at dilution of 1:5000 incubated at room temperature for 1.5 hours.



Immunohistochemical analysis of paraffin-embedded human testis tissue slide using 16837-1-AP (ALKBH5 Antibody) at dilution of 1:200 (under 10x lens).



Immunohistochemical analysis of paraffin-embedded human testis tissue slide using 16837-1-AP (ALKBH5 Antibody) at dilution of 1:200 (under 40x lens).



Immunohistochemical analysis of paraffin-embedded mouse testis tissue slide using 16837-1-AP (ALKBH5 antibody) at dilution of 1:1000 (under 40x lens). Heat mediated antigen retrieval with Tris-EDTA buffer (pH 9.0).