

For Research Use Only

HLA-DQA1 Polyclonal antibody

Catalog Number: 16918-1-AP

4 Publications



Basic Information

Catalog Number:

16918-1-AP

Size:

150ul, Concentration: 350 ug/ml by Nanodrop and 200 ug/ml by Bradford method using BSA as the standard;

Source:

Rabbit

Isotype:

IgG

Immunogen Catalog Number:

AG10224

GenBank Accession Number:

BC008585

GeneID (NCBI):

3117

UNIPROT ID:

P01909

Full Name:

major histocompatibility complex, class II, DQ alpha 1

Calculated MW:

254 aa, 28 kDa

Observed MW:

30 kDa

Purification Method:

Antigen affinity purification

Recommended Dilutions:

WB 1:200-1:1000

IHC 1:500-1:2000

Applications

Tested Applications:

WB, IHC, ELISA

Cited Applications:

WB, IHC, IF

Species Specificity:

human

Cited Species:

human

Positive Controls:

WB: Raji cells,

IHC: human tonsillitis tissue,

Note-IHC: suggested antigen retrieval with TE buffer pH 9.0; (*) Alternatively, antigen retrieval may be performed with citrate buffer pH 6.0

Notable Publications

Author	Pubmed ID	Journal	Application
Pengbo Sun	31121174	Life Sci	WB
Xue Wang	33584788	Front Genet	IHC
Xiaoshuang Wang	38318373	iScience	IF

Storage

Storage:

Store at -20°C. Stable for one year after shipment.

Storage Buffer:

PBS with 0.02% sodium azide and 50% glycerol pH 7.3.

Aliquoting is unnecessary for -20°C storage

*** 20ul sizes contain 0.1% BSA

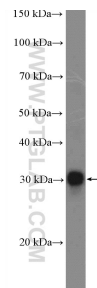
For technical support and original validation data for this product please contact:

T: 1 (888) 4PTGLAB (1-888-478-4522) (toll free in USA), or 1(312) 455-8498 (outside USA)

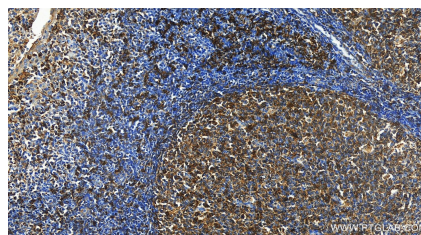
E: proteintech@ptglab.com
W: ptglab.com

This product is exclusively available under Proteintech Group brand and is not available to purchase from any other manufacturer.

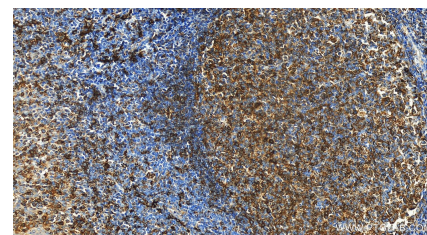
Selected Validation Data



Raji cells were subjected to SDS PAGE followed by western blot with 16918-1-AP (HLA-DQA1 Antibody) at dilution of 1:300 incubated at room temperature for 1.5 hours.



Immunohistochemical analysis of paraffin-embedded human tonsillitis tissue slide using 16918-1-AP (HLA-DQA1 antibody) at dilution of 1:1000 (under 20x lens). Heat mediated antigen retrieval with Tris-EDTA buffer (pH 9.0).



Immunohistochemical analysis of paraffin-embedded human tonsillitis tissue slide using 16918-1-AP (HLA-DQA1 antibody) at dilution of 1:1000 (under 20x lens). Heat mediated antigen retrieval with Tris-EDTA buffer (pH 9.0).