

For Research Use Only

N6AMT2 Polyclonal antibody, PBS Only

Catalog Number: 16954-1-PBS



Basic Information

Catalog Number:

16954-1-PBS

Size:

100ug, Concentration: 1mg/ml by Nanodrop;

Source:

Rabbit

Isotype:

IgG

Immunogen Catalog Number:

AG10589

GenBank Accession Number:

BC018091

GeneID (NCBI):

221143

UNIPROT ID:

Q8WVE0

Full Name:

N-6 adenine-specific DNA methyltransferase 2 (putative)

Calculated MW:

214 aa, 25 kDa

Observed MW:

25 kDa

Purification Method:

Antigen affinity purification

Applications

Tested Applications:

WB, ELISA

Species Specificity:

human, mouse, rat

Storage

Storage:

Store at -80°C.

Storage Buffer:

PBS only, pH7.3

For technical support and original validation data for this product please contact:

T: 1 (888) 4PTGLAB (1-888-478-4522) (toll free in USA), or 1(312) 455-8498 (outside USA)


E: proteintech@ptglab.com
W: ptglab.com

This product is exclusively available under Proteintech Group brand and is not available to purchase from any other manufacturer.

Selected Validation Data



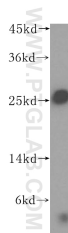


Jurkat cells were subjected to SDS PAGE followed by western blot with 16954-1-AP (N6AMT2 antibody) at dilution of 1:600 incubated at room temperature for 1.5 hours.



human liver tissue were subjected to SDS PAGE followed by western blot with 16954-1-AP (N6AMT2 antibody) at dilution of 1:500 incubated at room temperature for 1.5 hours. This data was developed using the same antibody clone with 16954-1-PBS in a different storage buffer formulation.

A431 cells were subjected to SDS PAGE followed by western blot with 16954-1-AP (N6AMT2 antibody) at dilution of 1:500 incubated at room temperature for 1.5 hours. This data was developed using the same antibody clone with 16954-1-PBS in a different storage buffer formulation.



mouse kidney tissue were subjected to SDS PAGE followed by western blot with 16954-1-AP (N6AMT2 antibody) at dilution of 1:500 incubated at room temperature for 1.5 hours. This data was developed using the same antibody clone with 16954-1-PBS in a different storage buffer formulation.

HEK-293 cells were subjected to SDS PAGE followed by western blot with 16954-1-AP (N6AMT2 antibody) at dilution of 1:500 incubated at room temperature for 1.5 hours. This data was developed using the same antibody clone with 16954-1-PBS in a different storage buffer formulation.

mouse testis tissue were subjected to SDS PAGE followed by western blot with 16954-1-AP (N6AMT2 antibody) at dilution of 1:500 incubated at room temperature for 1.5 hours. This data was developed using the same antibody clone with 16954-1-PBS in a different storage buffer formulation.