

For Research Use Only

TLR7 Polyclonal antibody

Catalog Number: 17232-1-AP

Featured Product

7 Publications



Basic Information

Catalog Number: 17232-1-AP	GenBank Accession Number: BC033651	Purification Method: Antigen affinity purification
Size: 150ul , Concentration: 600 µg/ml by Nanodrop and 233 µg/ml by Bradford method using BSA as the standard;	GeneID (NCBI): 51284	Recommended Dilutions: WB 1:500-1:1000 IHC 1:20-1:200
Source: Rabbit	Full Name: toll-like receptor 7	
Isotype: IgG	Calculated MW: 1049 aa, 121 kDa	
Immunogen Catalog Number: AG11073	Observed MW: 121 kDa	

Applications

Tested Applications: IHC, WB, ELISA	Positive Controls: WB : mouse lung tissue, Jurkat cells IHC : human small intestine tissue,
Cited Applications: WB	
Species Specificity: human, mouse, rat	
Cited Species: human, mouse, rat	
Note-IHC: suggested antigen retrieval with TE buffer pH 9.0; (*) Alternatively, antigen retrieval may be performed with citrate buffer pH 6.0	

Background Information

Notable Publications

Author	Pubmed ID	Journal	Application
Li Zhang	32920982	Acta Physiol (Oxf)	WB
Mingyang Niu	33365075	Exp Ther Med	WB
Yanhui Zhu	30926164	Biochem Biophys Res Commun	WB

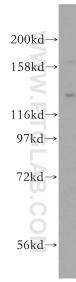
Storage

Storage:
Store at -20°C. Stable for one year after shipment.
Storage Buffer:
PBS with 0.02% sodium azide and 50% glycerol pH 7.3.
Aliquoting is unnecessary for -20°C storage

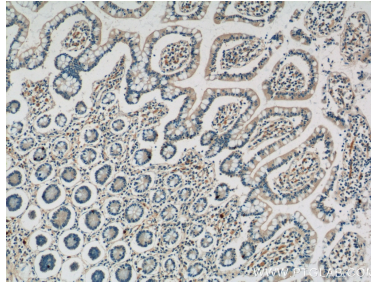
For technical support and original validation data for this product please contact:
T: 1 (888) 4PTGLAB (1-888-478-4522) (toll free in USA), or 1(312) 455-8498 (outside USA)
E: proteintech@ptglab.com
W: ptglab.com

This product is exclusively available under Proteintech Group brand and is not available to purchase from any other manufacturer.

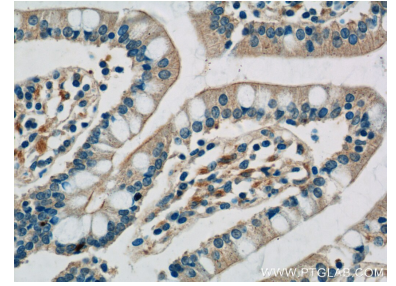
Selected Validation Data



mouse lung tissue were subjected to SDS PAGE followed by western blot with 17232-1-AP (TLR7 antibody) at dilution of 1:400 incubated at room temperature for 1.5 hours.



Immunohistochemical analysis of paraffin-embedded human small intestine tissue slide using 17232-1-AP (TLR7 Antibody) at dilution of 1:50 (under 10x lens).



Immunohistochemical analysis of paraffin-embedded human small intestine tissue slide using 17232-1-AP (TLR7 Antibody) at dilution of 1:50 (under 40x lens).