

For Research Use Only

STRBP Polyclonal antibody, PBS Only

Catalog Number:17362-1-PBS



Basic Information

Catalog Number:

17362-1-PBS

Size:

100ug, Concentration: 1 mg/ml by Nanodrop;

Source:

Rabbit

Isotype:

IgG

Immunogen Catalog Number:

AG10720

GenBank Accession Number:

BC017732

GeneID (NCBI):

55342

UNIPROT ID:

Q965I9

Full Name:

spermatid perinuclear RNA binding protein

Calculated MW:

672 aa, 74 kDa

Observed MW:

74 kDa

Purification Method:

Antigen affinity purification

Applications

Tested Applications:

WB, IHC, IP, Indirect ELISA

Species Specificity:

human, mouse, rat

Storage

Storage:

Store at -80°C.

Storage Buffer:

PBS Only

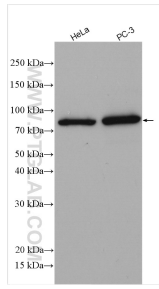
For technical support and original validation data for this product please contact:

T: 1 (888) 4PTGLAB (1-888-478-4522) (toll free in USA), or 1(312) 455-8498 (outside USA)

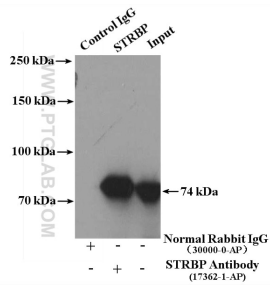
E: proteintech@ptglab.com
W: ptglab.com

This product is exclusively available under Proteintech Group brand and is not available to purchase from any other manufacturer.

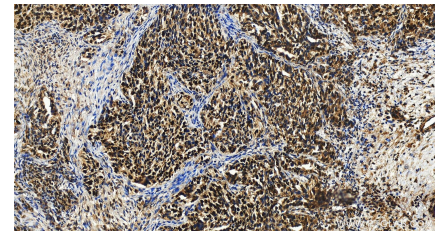
Selected Validation Data



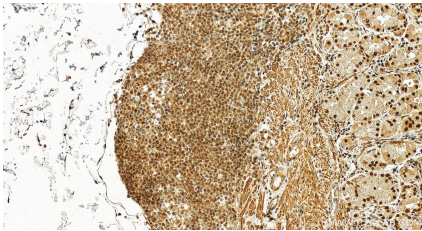
Various lysates were subjected to SDS PAGE followed by western blot with 17362-1-AP (STRBP antibody) at dilution of 1:2500 incubated at room temperature for 1.5 hours. This data was developed using the same antibody clone with 17362-1-PBS in a different storage buffer formulation.



IP result of anti-STRBP (IP:17362-1-AP, 4ug; Detection:17362-1-AP 1:500) with PC-3 cells lysate 4000ug. This data was developed using the same antibody clone with 17362-1-PBS in a different storage buffer formulation.



Immunohistochemical analysis of paraffin-embedded human ovary cancer tissue slide using 17362-1-AP (STRBP antibody) at dilution of 1:200 (under 20x lens). Heat mediated antigen retrieval with Tris-EDTA buffer (pH 9.0). This data was developed using the same antibody clone with 17362-1-PBS in a different storage buffer formulation.



Immunohistochemical analysis of paraffin-embedded human stomach tissue slide using 17362-1-AP (STRBP antibody) at dilution of 1:200 (under 20x lens). Heat mediated antigen retrieval with Tris-EDTA buffer (pH 9.0). This data was developed using the same antibody clone with 17362-1-PBS in a different storage buffer formulation.