

For Research Use Only

DNAI2 Polyclonal antibody, PBS Only

Catalog Number:17533-1-PBS



Basic Information

Catalog Number:

17533-1-PBS

Size:

100ug , Concentration: 1 mg/ml by
Nanodrop;

Source:

Rabbit

Isotype:

IgG

Immunogen Catalog Number:

AG11585

GenBank Accession Number:

BC039582

GeneID (NCBI):

64446

UNIPROT ID:

Q9GZS0

Full Name:

dynein, axonemal, intermediate
chain 2

Calculated MW:

593 aa, 67 kDa

Observed MW:

70-80 kDa

Purification Method:

Antigen affinity purification

Applications

Tested Applications:

WB, IHC, IF-P, IP, Indirect ELISA

Species Specificity:

human, mouse, rat

Storage

Storage:

Store at -80°C.

Storage Buffer:

PBS only, pH7.3

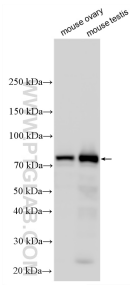
For technical support and original validation data for this product please contact:

T: 1 (888) 4PTGLAB (1-888-478-4522) (toll free
in USA), or 1(312) 455-8498 (outside USA)

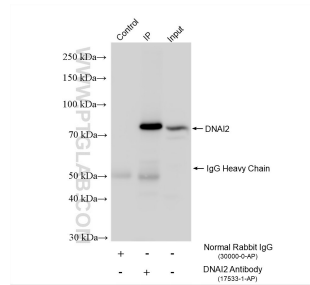
E: proteintech@ptglab.com
W: ptglab.com

This product is exclusively available under Proteintech Group brand and is not available to purchase from any other manufacturer.

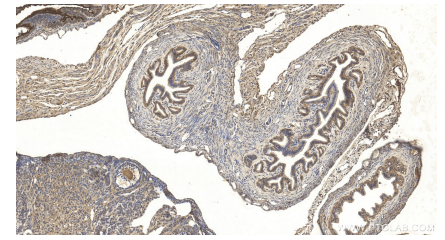
Selected Validation Data



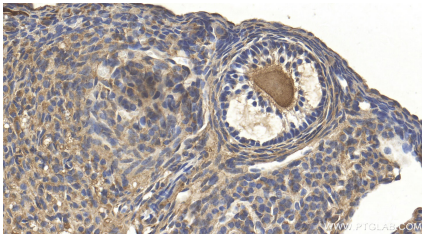
Various lysates were subjected to SDS PAGE followed by western blot with 17533-1-AP (DNAI2 antibody) at dilution of 1:2000 incubated at room temperature for 1.5 hours. This data was developed using the same antibody clone with 17533-1-PBS in a different storage buffer formulation.



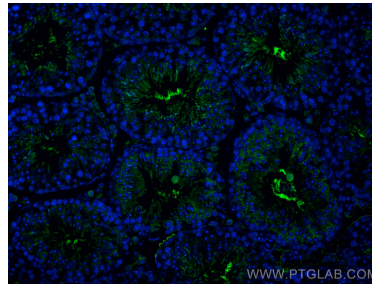
IP result of anti-DNAI2 (IP:17533-1-AP, 4ug; Detection:17533-1-AP 1:1000) with mouse testis tissue lysate 1520 ug. This data was developed using the same antibody clone with 17533-1-PBS in a different storage buffer formulation.



Immunohistochemical analysis of paraffin-embedded mouse ovary tissue slide using 17533-1-AP (DNAI2 antibody) at dilution of 1:200 (under 10x lens). Heat mediated antigen retrieval with Tris-EDTA buffer (pH 9.0). This data was developed using the same antibody clone with 17533-1-PBS in a different storage buffer formulation.



Immunohistochemical analysis of paraffin-embedded mouse ovary tissue slide using 17533-1-AP (DNAI2 antibody) at dilution of 1:200 (under 40x lens). Heat mediated antigen retrieval with Tris-EDTA buffer (pH 9.0). This data was developed using the same antibody clone with 17533-1-PBS in a different storage buffer formulation.



Immunofluorescent analysis of (4% PFA) fixed paraffin-embedded mouse testis tissue using DNAI2 antibody (17533-1-AP) at dilution of 1:200 and CoraLite@488-Conjugated AffiniPure Goat Anti-Rabbit IgG(H+L) (SA00013-2). Heat mediated antigen retrieval with Tris-EDTA buffer (pH 9.0). This data was developed using the same antibody clone with 17533-1-PBS in a different storage buffer formulation.